

G. 国や自治体と十分連携(交流)・協力できた

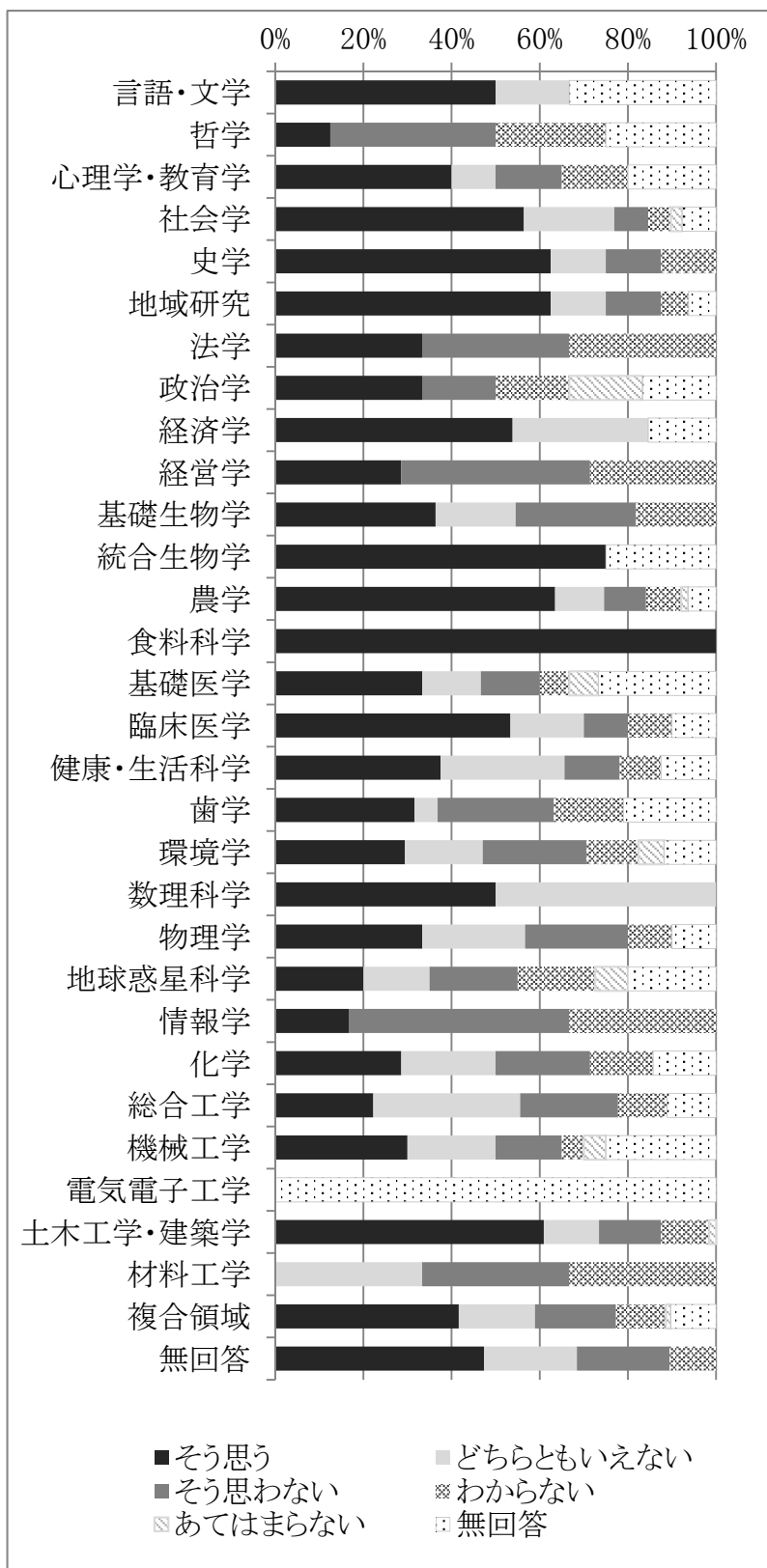
そう思う	どちらかといえばそう思う	どちらともいえない	どちらかといえばそう思わない	そう思わない	わからない	あてはまらない
● 1	● 2	● 3	● 4	● 5	● 6	● 8

<単純集計>

回答	度数	%
そう思う	120	16.4
どちらかといえばそう思う	195	26.6
どちらともいえない	118	16.1
どちらかといえばそう思わない	40	5.5
そう思わない	81	11.1
わからない	12	1.6
あてはまらない	76	10.4
無回答	90	12.3
合計	732	100.0

＜専門分野とのクロス集計＞

専門分野	G,国や自治体と十分連携(交流)・協力できた							合計
	そう思う	どちらかとい えばそう思う	どちらともい えない	どちらかとい えばそう思わ ない	そう思わない	わからない	あてはまらない	
言語・文学	0 (0.0%)	3 (50.0%)	1 (16.7%)	0 (0.0%)	0 (0.0%)	0 (0.0%)	2 (33.3%)	6
哲学	0 (0.0%)	1 (16.7%)	0 (0.0%)	1 (16.7%)	2 (33.3%)	0 (0.0%)	2 (33.3%)	6
心理学・教育学	3 (17.6%)	5 (29.4%)	2 (11.8%)	0 (0.0%)	3 (17.6%)	0 (0.0%)	4 (23.5%)	17
社会学	6 (16.2%)	16 (43.2%)	8 (21.6%)	1 (2.7%)	2 (5.4%)	1 (2.7%)	3 (8.1%)	37
史学	2 (28.6%)	3 (42.9%)	1 (14.3%)	0 (0.0%)	1 (14.3%)	0 (0.0%)	0 (0.0%)	7
地域研究	4 (26.7%)	6 (40.0%)	2 (13.3%)	1 (6.7%)	1 (6.7%)	0 (0.0%)	1 (6.7%)	15
法学	0 (0.0%)	1 (50.0%)	0 (0.0%)	0 (0.0%)	1 (50.0%)	0 (0.0%)	0 (0.0%)	2
政治学	1 (20.0%)	1 (20.0%)	0 (0.0%)	0 (0.0%)	1 (20.0%)	1 (20.0%)	1 (20.0%)	5
経済学	2 (15.4%)	5 (38.5%)	4 (30.8%)	0 (0.0%)	0 (0.0%)	0 (0.0%)	2 (15.4%)	13
経営学	0 (0.0%)	2 (40.0%)	0 (0.0%)	1 (20.0%)	2 (40.0%)	0 (0.0%)	0 (0.0%)	5
基礎生物学	3 (16.7%)	5 (27.8%)	4 (22.2%)	2 (11.1%)	4 (22.2%)	0 (0.0%)	0 (0.0%)	18
統合生物学	2 (50.0%)	1 (25.0%)	0 (0.0%)	0 (0.0%)	0 (0.0%)	0 (0.0%)	1 (25.0%)	4
農学	17 (29.3%)	23 (39.7%)	7 (12.1%)	1 (1.7%)	5 (8.6%)	1 (1.7%)	4 (6.9%)	58
食料科学	0 (0.0%)	2 (100.0%)	0 (0.0%)	0 (0.0%)	0 (0.0%)	0 (0.0%)	0 (0.0%)	2
基礎医学	3 (21.4%)	2 (14.3%)	2 (14.3%)	1 (7.1%)	1 (7.1%)	1 (7.1%)	4 (28.6%)	14
臨床医学	9 (33.3%)	7 (25.9%)	5 (18.5%)	0 (0.0%)	3 (11.1%)	0 (0.0%)	3 (11.1%)	27
健康・生活科学	4 (13.8%)	8 (27.6%)	9 (31.0%)	1 (3.4%)	3 (10.3%)	0 (0.0%)	4 (13.8%)	29
歯学	1 (6.3%)	5 (31.3%)	1 (6.3%)	2 (12.5%)	3 (18.8%)	0 (0.0%)	4 (25.0%)	16
環境学	1 (6.7%)	4 (26.7%)	3 (20.0%)	2 (13.3%)	2 (13.3%)	1 (6.7%)	2 (13.3%)	15
数理科学	0 (0.0%)	1 (50.0%)	1 (50.0%)	0 (0.0%)	0 (0.0%)	0 (0.0%)	0 (0.0%)	2
物理学	4 (14.8%)	6 (22.2%)	7 (25.9%)	4 (14.8%)	3 (11.1%)	0 (0.0%)	3 (11.1%)	27
地球惑星科学	5 (15.2%)	3 (9.1%)	6 (18.2%)	1 (3.0%)	7 (21.2%)	3 (9.1%)	8 (24.2%)	33
情報学	0 (0.0%)	1 (25.0%)	0 (0.0%)	1 (25.0%)	2 (50.0%)	0 (0.0%)	0 (0.0%)	4
化学	1 (8.3%)	3 (25.0%)	3 (25.0%)	1 (8.3%)	2 (16.7%)	0 (0.0%)	2 (16.7%)	12
総合工学	0 (0.0%)	2 (25.0%)	3 (37.5%)	1 (12.5%)	1 (12.5%)	0 (0.0%)	1 (12.5%)	8
機械工学	2 (10.5%)	4 (21.1%)	4 (21.1%)	2 (10.5%)	1 (5.3%)	1 (5.3%)	5 (26.3%)	19
電気電子工学	0 (0.0%)	0 (0.0%)	0 (0.0%)	0 (0.0%)	0 (0.0%)	0 (0.0%)	1 (100.0%)	1
土木工学・建築学	12 (21.1%)	27 (47.4%)	8 (14.0%)	2 (3.5%)	7 (12.3%)	1 (1.8%)	0 (0.0%)	57
材料工学	0 (0.0%)	0 (0.0%)	1 (50.0%)	0 (0.0%)	1 (50.0%)	0 (0.0%)	0 (0.0%)	2
複合領域	35 (21.3%)	42 (25.6%)	32 (19.5%)	13 (7.9%)	21 (12.8%)	2 (1.2%)	19 (11.6%)	164
無回答	3 (17.6%)	6 (35.3%)	4 (23.5%)	2 (11.8%)	2 (11.8%)	0 (0.0%)	0 (0.0%)	17
合計	120 (18.7%)	195 (30.4%)	118 (18.4%)	40 (6.2%)	81 (12.6%)	12 (1.9%)	76 (11.8%)	642



H. 市民・住民と十分連携(交流)・協力できた

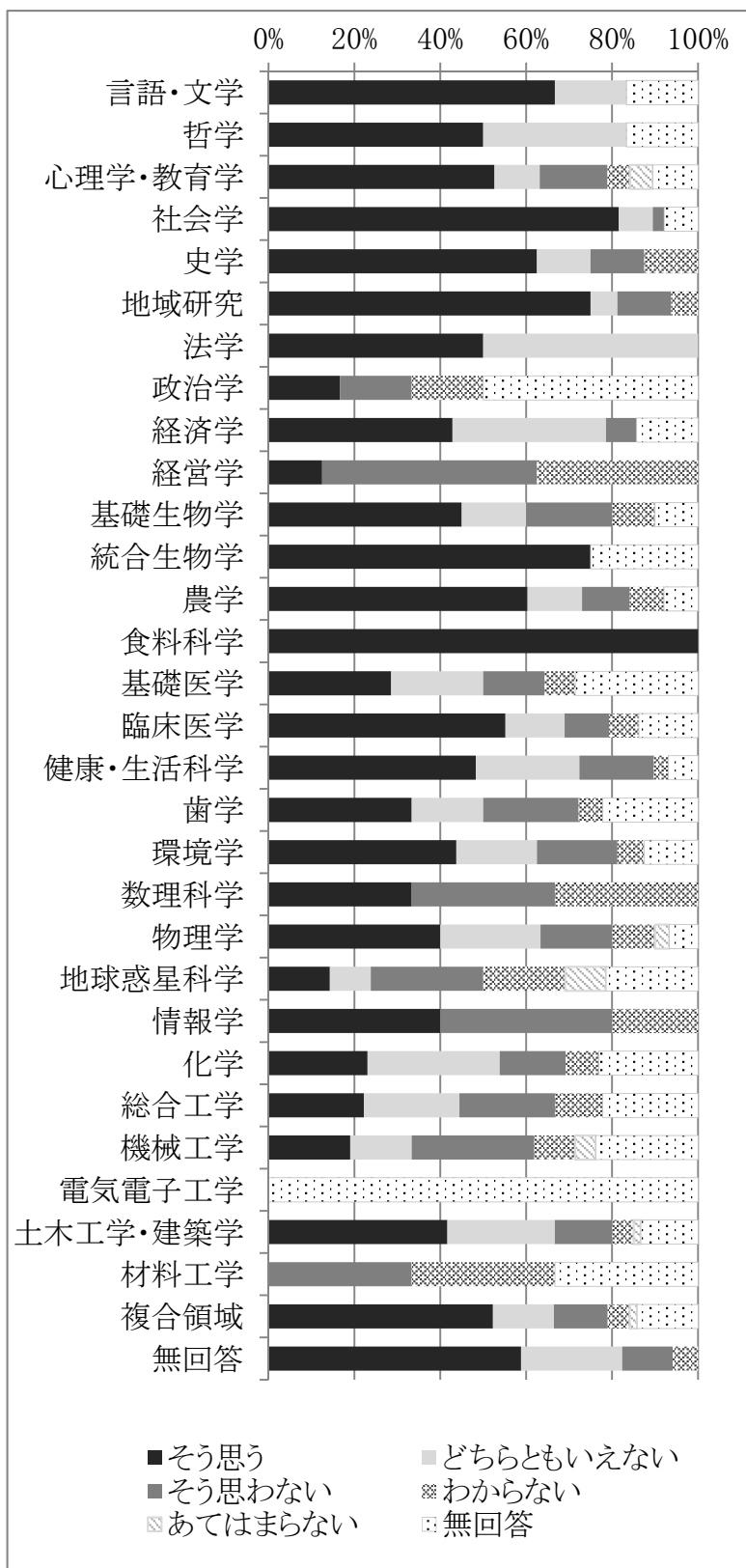
そう思う	どちらかといえばそう思う	どちらともいえない	どちらかといえばそう思わない	そう思わない	わからない	あてはまらない
● 1	● 2	● 3	● 4	● 5	● 6	● 8

<単純集計>

回答	度数	%
そう思う	140	19.1
どちらかといえばそう思う	190	26.0
どちらともいえない	111	15.2
どちらかといえばそう思わない	52	7.1
そう思わない	51	7.0
わからない	11	1.5
あてはまらない	92	12.6
無回答	85	11.6
合計	732	100.0

＜専門分野とのクロス集計＞

専門分野	H.市民・住民と十分連携(交流)・協力できた							合計
	そう思う	どちらかといえ ばそう思う	どちらともい えない	どちらかとい えばそう思わ ない	そう思わない	わからない	あてはまらな い	
言語・文学	1 (16.7%)	3 (50.0%)	1 (16.7%)	0 (0.0%)	0 (0.0%)	0 (0.0%)	1 (16.7%)	6
哲学	2 (33.3%)	1 (16.7%)	2 (33.3%)	0 (0.0%)	0 (0.0%)	0 (0.0%)	1 (16.7%)	6
心理学・教育学	6 (33.3%)	4 (22.2%)	2 (11.1%)	2 (11.1%)	1 (5.6%)	1 (5.6%)	2 (11.1%)	18
社会学	18 (47.4%)	13 (34.2%)	3 (7.9%)	1 (2.6%)	0 (0.0%)	0 (0.0%)	3 (7.9%)	38
史学	1 (14.3%)	4 (57.1%)	1 (14.3%)	0 (0.0%)	1 (14.3%)	0 (0.0%)	0 (0.0%)	7
地域研究	7 (46.7%)	5 (33.3%)	1 (6.7%)	1 (6.7%)	1 (6.7%)	0 (0.0%)	0 (0.0%)	15
法学	0 (0.0%)	1 (50.0%)	1 (50.0%)	0 (0.0%)	0 (0.0%)	0 (0.0%)	0 (0.0%)	2
政治学	1 (20.0%)	0 (0.0%)	0 (0.0%)	0 (0.0%)	1 (20.0%)	0 (0.0%)	3 (60.0%)	5
経済学	2 (14.3%)	4 (28.6%)	5 (35.7%)	1 (7.1%)	0 (0.0%)	0 (0.0%)	2 (14.3%)	14
経営学	1 (20.0%)	0 (0.0%)	0 (0.0%)	1 (20.0%)	3 (60.0%)	0 (0.0%)	0 (0.0%)	5
基礎生物学	2 (11.1%)	7 (38.9%)	3 (16.7%)	2 (11.1%)	2 (11.1%)	0 (0.0%)	2 (11.1%)	18
統合生物学	2 (50.0%)	1 (25.0%)	0 (0.0%)	0 (0.0%)	0 (0.0%)	0 (0.0%)	1 (25.0%)	4
農学	19 (32.8%)	19 (32.8%)	8 (13.8%)	2 (3.4%)	5 (8.6%)	0 (0.0%)	5 (8.6%)	58
食料科学	0 (0.0%)	2 (100.0%)	0 (0.0%)	0 (0.0%)	0 (0.0%)	0 (0.0%)	0 (0.0%)	2
基礎医学	0 (0.0%)	4 (30.8%)	3 (23.1%)	1 (7.7%)	1 (7.7%)	0 (0.0%)	4 (30.8%)	13
臨床医学	4 (14.8%)	12 (44.4%)	4 (14.8%)	1 (3.7%)	2 (7.4%)	0 (0.0%)	4 (14.8%)	27
健康・生活科学	5 (17.9%)	9 (32.1%)	7 (25.0%)	4 (14.3%)	1 (3.6%)	0 (0.0%)	2 (7.1%)	28
歯学	2 (11.8%)	4 (23.5%)	3 (17.6%)	3 (17.6%)	1 (5.9%)	0 (0.0%)	4 (23.5%)	17
環境学	2 (13.3%)	5 (33.3%)	3 (20.0%)	2 (13.3%)	1 (6.7%)	0 (0.0%)	2 (13.3%)	15
数理科学	0 (0.0%)	1 (50.0%)	0 (0.0%)	0 (0.0%)	1 (50.0%)	0 (0.0%)	0 (0.0%)	2
物理学	6 (22.2%)	6 (22.2%)	7 (25.9%)	2 (7.4%)	3 (11.1%)	1 (3.7%)	2 (7.4%)	27
地球惑星科学	2 (5.9%)	4 (11.8%)	4 (11.8%)	3 (8.8%)	8 (23.5%)	4 (11.8%)	9 (26.5%)	34
情報学	1 (25.0%)	1 (25.0%)	0 (0.0%)	1 (25.0%)	1 (25.0%)	0 (0.0%)	0 (0.0%)	4
化学	2 (16.7%)	1 (8.3%)	4 (33.3%)	1 (8.3%)	1 (8.3%)	0 (0.0%)	3 (25.0%)	12
総合工学	0 (0.0%)	2 (25.0%)	2 (25.0%)	1 (12.5%)	1 (12.5%)	0 (0.0%)	2 (25.0%)	8
機械工学	3 (15.8%)	1 (5.3%)	3 (15.8%)	4 (21.1%)	2 (10.5%)	1 (5.3%)	5 (26.3%)	19
電気電子工学	0 (0.0%)	0 (0.0%)	0 (0.0%)	0 (0.0%)	0 (0.0%)	0 (0.0%)	1 (100.0%)	1
土木工学・建築学	9 (15.8%)	16 (28.1%)	15 (26.3%)	5 (8.8%)	3 (5.3%)	1 (1.8%)	8 (14.0%)	57
材料工学	0 (0.0%)	0 (0.0%)	0 (0.0%)	0 (0.0%)	1 (50.0%)	0 (0.0%)	1 (50.0%)	2
複合領域	37 (22.2%)	55 (32.9%)	25 (15.0%)	13 (7.8%)	9 (5.4%)	3 (1.8%)	25 (15.0%)	167
無回答	5 (31.3%)	5 (31.3%)	4 (25.0%)	1 (6.3%)	1 (6.3%)	0 (0.0%)	0 (0.0%)	16
合計	140 (21.6%)	190 (29.4%)	111 (17.2%)	52 (8.0%)	51 (7.9%)	11 (1.7%)	92 (14.2%)	647



I. 他の専門分野の研究者や学会と十分連携(交流)・協力できた

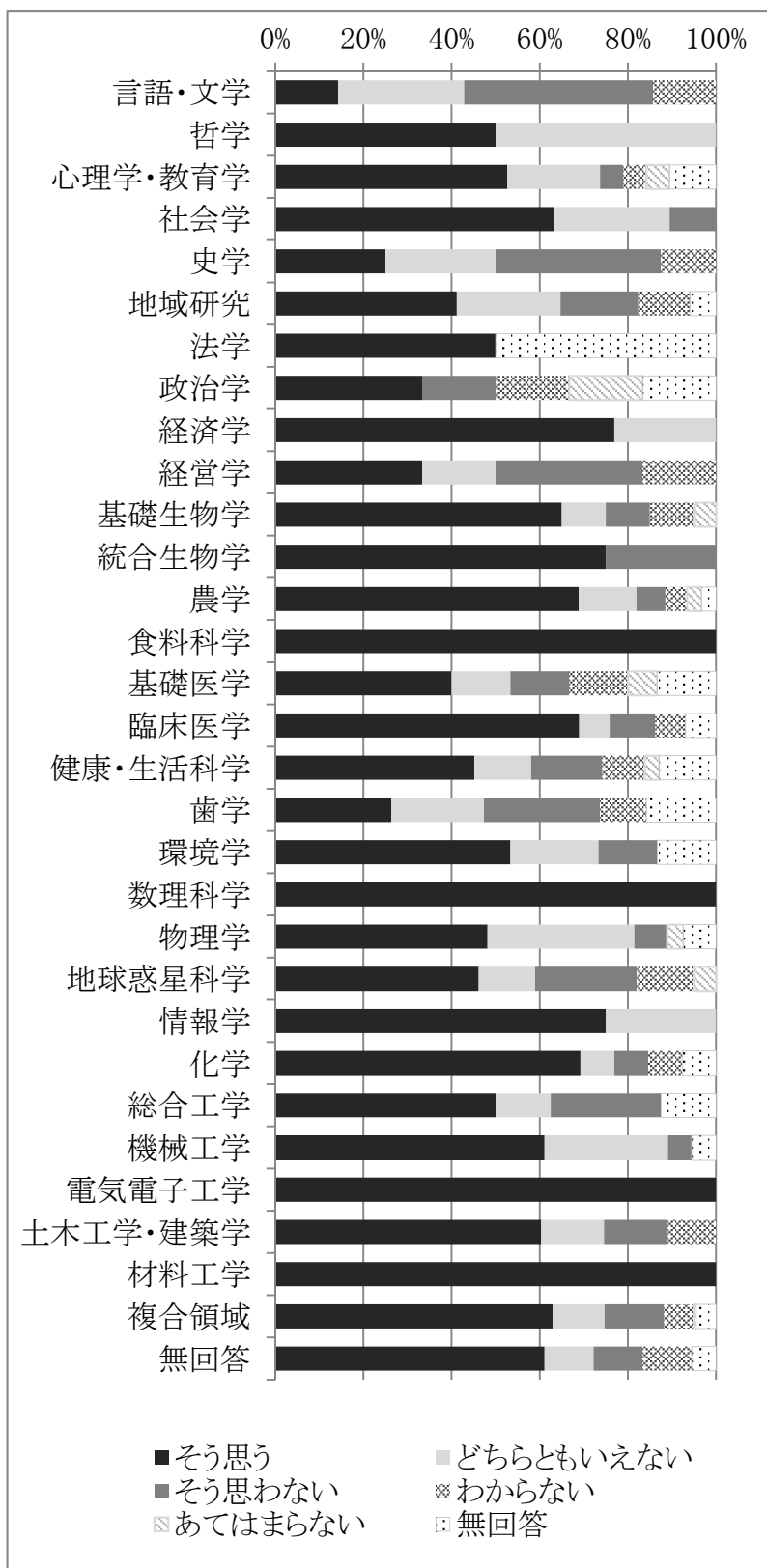
そう思う	どちらかといえばそう思う	どちらともいえない	どちらかといえばそう思わない	そう思わない	わからない	あてはまらない
● 1	● 2	● 3	● 4	● 5	● 6	● 8

<単純集計>

回答	度数	%
そう思う	138	18.9
どちらかといえばそう思う	259	35.4
どちらともいえない	108	14.8
どちらかといえばそう思わない	43	5.9
そう思わない	48	6.6
わからない	11	1.5
あてはまらない	34	4.6
無回答	91	12.4
合計	732	100.0

＜専門分野とのクロス集計＞

専門分野	1.他の専門分野の研究者や学会と十分連携(交流)・協力できた							合計
	そう思う	どちらかとい えばそう思う	どちらともい えない	どちらかとい えばそう思わ ない	そう思わない	わからない	あてはまらな い	
言語・文学	0 (0.0%)	1 (16.7%)	2 (33.3%)	2 (33.3%)	1 (16.7%)	0 (0.0%)	0 (0.0%)	6
哲学	3 (50.0%)	0 (0.0%)	3 (50.0%)	0 (0.0%)	0 (0.0%)	0 (0.0%)	0 (0.0%)	6
心理学・教育学	1 (5.6%)	9 (50.0%)	4 (22.2%)	0 (0.0%)	1 (5.6%)	1 (5.6%)	2 (11.1%)	18
社会学	6 (15.8%)	18 (47.4%)	10 (26.3%)	4 (10.5%)	0 (0.0%)	0 (0.0%)	0 (0.0%)	38
史学	1 (14.3%)	1 (14.3%)	2 (28.6%)	2 (28.6%)	1 (14.3%)	0 (0.0%)	0 (0.0%)	7
地域研究	4 (26.7%)	3 (20.0%)	4 (26.7%)	1 (6.7%)	2 (13.3%)	0 (0.0%)	1 (6.7%)	15
法学	0 (0.0%)	1 (50.0%)	0 (0.0%)	0 (0.0%)	0 (0.0%)	0 (0.0%)	1 (50.0%)	2
政治学	1 (20.0%)	1 (20.0%)	0 (0.0%)	0 (0.0%)	1 (20.0%)	1 (20.0%)	1 (20.0%)	5
経済学	2 (15.4%)	8 (61.5%)	3 (23.1%)	0 (0.0%)	0 (0.0%)	0 (0.0%)	0 (0.0%)	13
経営学	0 (0.0%)	2 (40.0%)	1 (20.0%)	1 (20.0%)	1 (20.0%)	0 (0.0%)	0 (0.0%)	5
基礎生物学	6 (33.3%)	7 (38.9%)	2 (11.1%)	0 (0.0%)	2 (11.1%)	1 (5.6%)	0 (0.0%)	18
統合生物学	3 (75.0%)	0 (0.0%)	0 (0.0%)	1 (25.0%)	0 (0.0%)	0 (0.0%)	0 (0.0%)	4
農学	19 (32.8%)	23 (39.7%)	8 (13.8%)	1 (1.7%)	3 (5.2%)	2 (3.4%)	2 (3.4%)	58
食料科学	0 (0.0%)	1 (100.0%)	0 (0.0%)	0 (0.0%)	0 (0.0%)	0 (0.0%)	0 (0.0%)	1
基礎医学	2 (15.4%)	4 (30.8%)	2 (15.4%)	0 (0.0%)	2 (15.4%)	1 (7.7%)	2 (15.4%)	13
臨床医学	6 (22.2%)	14 (51.9%)	2 (7.4%)	1 (3.7%)	2 (7.4%)	0 (0.0%)	2 (7.4%)	27
健康・生活科学	2 (7.1%)	12 (42.9%)	4 (14.3%)	2 (7.1%)	3 (10.7%)	1 (3.6%)	4 (14.3%)	28
歯学	2 (11.8%)	3 (17.6%)	4 (23.5%)	3 (17.6%)	2 (11.8%)	0 (0.0%)	3 (17.6%)	17
環境学	1 (6.7%)	7 (46.7%)	3 (20.0%)	2 (13.3%)	0 (0.0%)	0 (0.0%)	2 (13.3%)	15
数理科学	0 (0.0%)	1 (100.0%)	0 (0.0%)	0 (0.0%)	0 (0.0%)	0 (0.0%)	0 (0.0%)	1
物理学	4 (14.8%)	9 (33.3%)	9 (33.3%)	2 (7.4%)	0 (0.0%)	1 (3.7%)	2 (7.4%)	27
地球惑星科学	10 (29.4%)	8 (23.5%)	5 (14.7%)	4 (11.8%)	5 (14.7%)	2 (5.9%)	0 (0.0%)	34
情報学	2 (50.0%)	1 (25.0%)	1 (25.0%)	0 (0.0%)	0 (0.0%)	0 (0.0%)	0 (0.0%)	4
化学	5 (41.7%)	4 (33.3%)	1 (8.3%)	0 (0.0%)	1 (8.3%)	0 (0.0%)	1 (8.3%)	12
総合工学	1 (12.5%)	3 (37.5%)	1 (12.5%)	2 (25.0%)	0 (0.0%)	0 (0.0%)	1 (12.5%)	8
機械工学	5 (27.8%)	6 (33.3%)	5 (27.8%)	1 (5.6%)	0 (0.0%)	0 (0.0%)	1 (5.6%)	18
電気電子工学	1 (100.0%)	0 (0.0%)	0 (0.0%)	0 (0.0%)	0 (0.0%)	0 (0.0%)	0 (0.0%)	1
土木工学・建築学	13 (23.2%)	25 (44.6%)	9 (16.1%)	2 (3.6%)	7 (12.5%)	0 (0.0%)	0 (0.0%)	56
材料工学	0 (0.0%)	2 (100.0%)	0 (0.0%)	0 (0.0%)	0 (0.0%)	0 (0.0%)	0 (0.0%)	2
複合領域	34 (20.5%)	78 (47.0%)	21 (12.7%)	12 (7.2%)	12 (7.2%)	1 (0.6%)	8 (4.8%)	166
無回答	4 (25.0%)	7 (43.8%)	2 (12.5%)	0 (0.0%)	2 (12.5%)	0 (0.0%)	1 (6.3%)	16
合計	138 (21.5%)	259 (40.4%)	108 (16.8%)	43 (6.7%)	48 (7.5%)	11 (1.7%)	34 (5.3%)	641



J. 外国の研究者や国際的な機関・団体と十分連携(交流)・協力できた

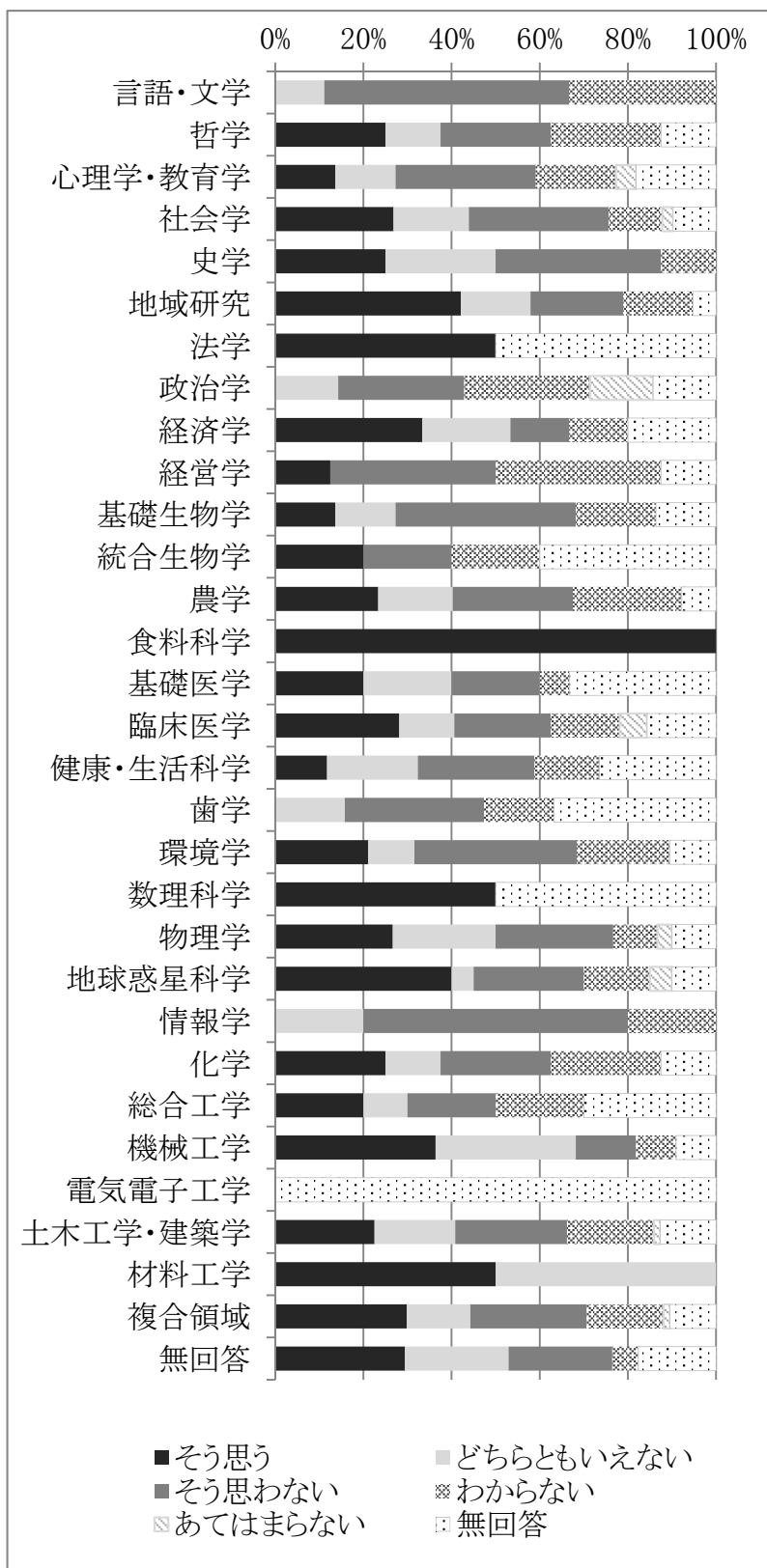
そう思う	どちらかといえば そう思う	どちらともいえ ない	どちらかといえ ばそう思わな い	そう思わない	わからない	あてはまらな い
● 1	● 2	● 3	● 4	● 5	● 6	● 8

<単純集計>

回答	度数	%
そう思う	71	9.7
どちらかといえばそう思う	127	17.3
どちらともいえない	123	16.8
どちらかといえばそう思わない	74	10.1
そう思わない	135	18.4
わからない	12	1.6
あてはまらない	104	14.2
無回答	86	11.7
合計	732	100.0

＜専門分野とのクロス集計＞

専門分野	J.外国の研究者や国際的な機関・団体と十分連携(交流)・協力できた							合計
	そう思う	どちらかとい えばそう思う	どちらともい えない	どちらかとい えばそう思わ ない	そう思わない	わからない	あてはまらな い	
言語・文学	0 (0.0%)	0 (0.0%)	1 (16.7%)	2 (33.3%)	3 (50.0%)	0 (0.0%)	0 (0.0%)	6
哲学	1 (16.7%)	1 (16.7%)	1 (16.7%)	0 (0.0%)	2 (33.3%)	0 (0.0%)	1 (16.7%)	6
心理学・教育学	0 (0.0%)	3 (16.7%)	3 (16.7%)	3 (16.7%)	4 (22.2%)	1 (5.6%)	4 (22.2%)	18
社会学	4 (11.1%)	7 (19.4%)	7 (19.4%)	8 (22.2%)	5 (13.9%)	1 (2.8%)	4 (11.1%)	36
史学	0 (0.0%)	2 (28.6%)	2 (28.6%)	2 (28.6%)	1 (14.3%)	0 (0.0%)	0 (0.0%)	7
地域研究	4 (25.0%)	4 (25.0%)	3 (18.8%)	1 (6.3%)	3 (18.8%)	0 (0.0%)	1 (6.3%)	16
法学	0 (0.0%)	1 (50.0%)	0 (0.0%)	0 (0.0%)	0 (0.0%)	0 (0.0%)	1 (50.0%)	2
政治学	0 (0.0%)	0 (0.0%)	1 (20.0%)	0 (0.0%)	2 (40.0%)	1 (20.0%)	1 (20.0%)	5
経済学	1 (7.7%)	4 (30.8%)	3 (23.1%)	0 (0.0%)	2 (15.4%)	0 (0.0%)	3 (23.1%)	13
経営学	0 (0.0%)	1 (20.0%)	0 (0.0%)	0 (0.0%)	3 (60.0%)	0 (0.0%)	1 (20.0%)	5
基礎生物学	0 (0.0%)	3 (16.7%)	3 (16.7%)	5 (27.8%)	4 (22.2%)	0 (0.0%)	3 (16.7%)	18
統合生物学	1 (25.0%)	0 (0.0%)	0 (0.0%)	0 (0.0%)	1 (25.0%)	0 (0.0%)	2 (50.0%)	4
農学	6 (10.3%)	12 (20.7%)	13 (22.4%)	2 (3.4%)	19 (32.8%)	0 (0.0%)	6 (10.3%)	58
食料科学	0 (0.0%)	2 (100.0%)	0 (0.0%)	0 (0.0%)	0 (0.0%)	0 (0.0%)	0 (0.0%)	2
基礎医学	1 (7.1%)	2 (14.3%)	3 (21.4%)	2 (14.3%)	1 (7.1%)	0 (0.0%)	5 (35.7%)	14
臨床医学	4 (14.8%)	5 (18.5%)	4 (14.8%)	2 (7.4%)	5 (18.5%)	2 (7.4%)	5 (18.5%)	27
健康・生活科学	0 (0.0%)	4 (13.8%)	7 (24.1%)	4 (13.8%)	5 (17.2%)	0 (0.0%)	9 (31.0%)	29
歯学	0 (0.0%)	0 (0.0%)	3 (18.8%)	3 (18.8%)	3 (18.8%)	0 (0.0%)	7 (43.8%)	16
環境学	2 (13.3%)	2 (13.3%)	2 (13.3%)	3 (20.0%)	4 (26.7%)	0 (0.0%)	2 (13.3%)	15
数理学	0 (0.0%)	1 (50.0%)	0 (0.0%)	0 (0.0%)	0 (0.0%)	0 (0.0%)	1 (50.0%)	2
物理学	2 (7.4%)	6 (22.2%)	7 (25.9%)	5 (18.5%)	3 (11.1%)	1 (3.7%)	3 (11.1%)	27
地球惑星科学	11 (32.4%)	5 (14.7%)	2 (5.9%)	4 (11.8%)	6 (17.6%)	2 (5.9%)	4 (11.8%)	34
情報学	0 (0.0%)	0 (0.0%)	1 (25.0%)	2 (50.0%)	1 (25.0%)	0 (0.0%)	0 (0.0%)	4
化学	1 (8.3%)	3 (25.0%)	2 (16.7%)	0 (0.0%)	4 (33.3%)	0 (0.0%)	2 (16.7%)	12
総合工学	1 (12.5%)	1 (12.5%)	1 (12.5%)	0 (0.0%)	2 (25.0%)	0 (0.0%)	3 (37.5%)	8
機械工学	3 (15.0%)	5 (25.0%)	7 (35.0%)	1 (5.0%)	2 (10.0%)	0 (0.0%)	2 (10.0%)	20
電気電子工学	0 (0.0%)	0 (0.0%)	0 (0.0%)	0 (0.0%)	0 (0.0%)	0 (0.0%)	1 (100.0%)	1
土木工学・建築学	3 (5.3%)	13 (22.8%)	13 (22.8%)	4 (7.0%)	14 (24.6%)	1 (1.8%)	9 (15.8%)	57
材料工学	0 (0.0%)	1 (50.0%)	1 (50.0%)	0 (0.0%)	0 (0.0%)	0 (0.0%)	0 (0.0%)	2
複合領域	24 (14.5%)	36 (21.7%)	29 (17.5%)	18 (10.8%)	35 (21.1%)	3 (1.8%)	21 (12.7%)	166
無回答	2 (12.5%)	3 (18.8%)	4 (25.0%)	3 (18.8%)	1 (6.3%)	0 (0.0%)	3 (18.8%)	16
合計	71 (11.0%)	127 (19.7%)	123 (19.0%)	74 (11.5%)	135 (20.9%)	12 (1.9%)	104 (16.1%)	646



問22 今回の「学術調査・研究活動」のご経験に基づき、次の大災害前、災害渦中および大災害後の対策、制度設計、予算措置、政策・施策、学術会議や学協会との連携等について ご意見やご要望があれば自由にお書きください。

回答	度数	%
記述なし	430	58.7
記述あり	302	41.3
合計	732	100.0