

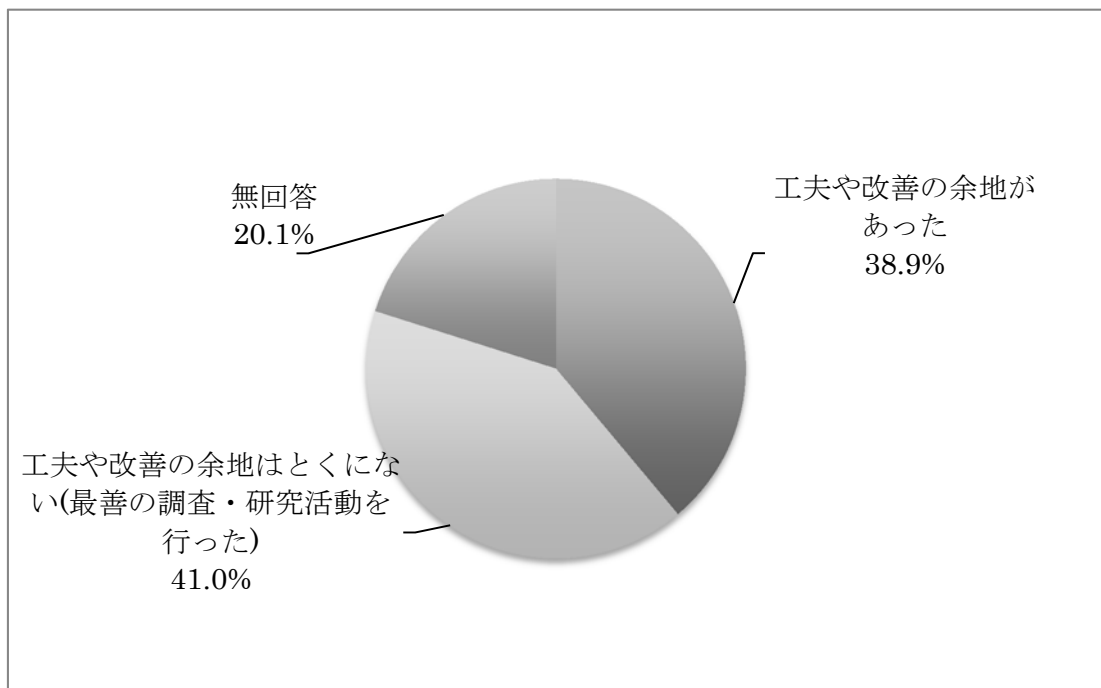
問20 その「学術調査・研究活動」の内容や方法、成果取りまとめ等について、今振り返ってみて、何かさらに工夫や改善の余地があったとお考えですか。(あてはまるもの1つにチェック)

「1 あった」にチェックした場合は、考えられる工夫・改善の内容をお書きください。

- 1 工夫や改善の余地があった
- 2 工夫や改善の余地はとくにない(最善の調査・研究活動を行った)

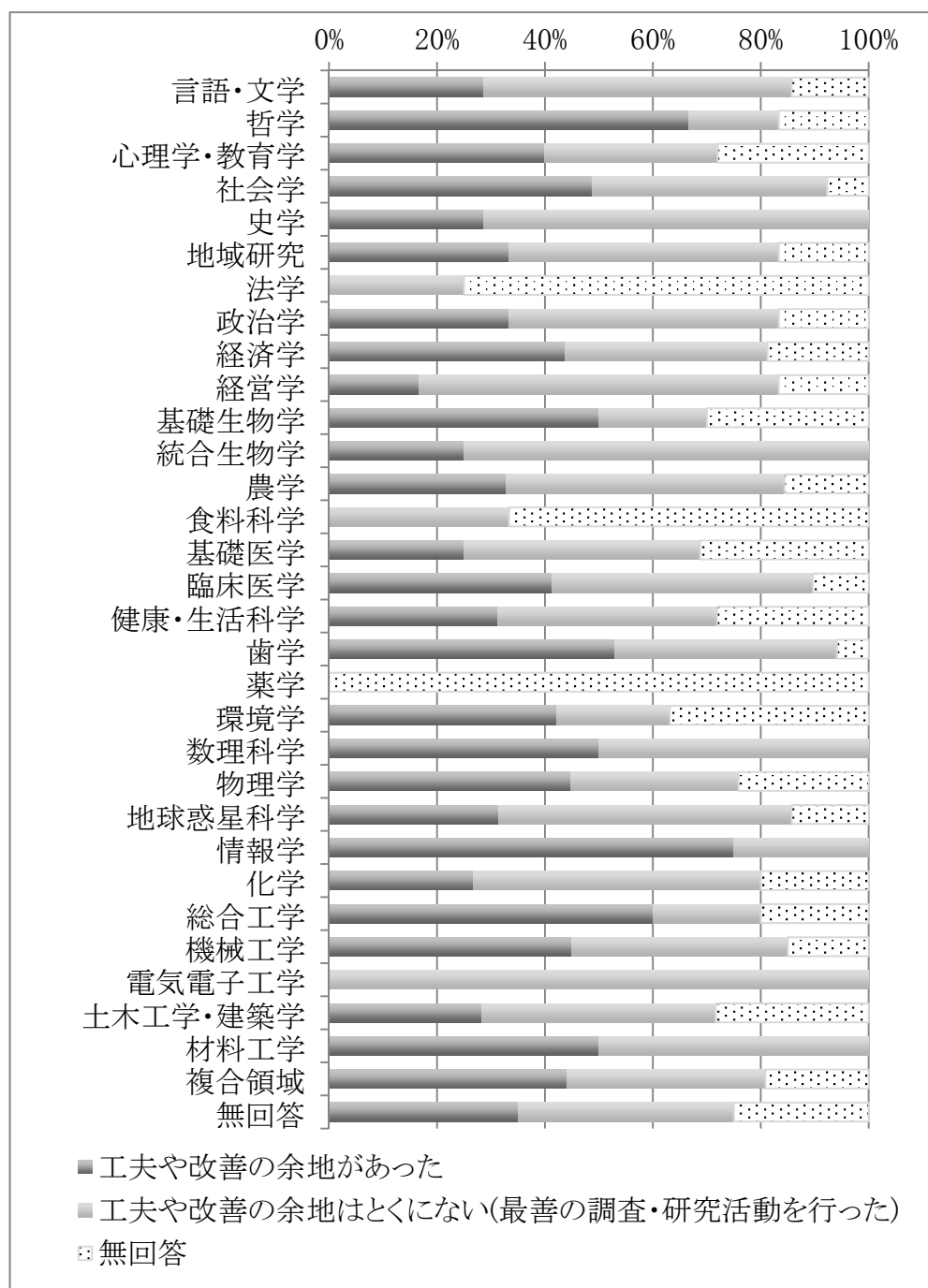
<単純集計>

| 回答 | 度数 | % |
|--------------------------------|-----|-------|
| 工夫や改善の余地があった | 285 | 38.9 |
| 工夫や改善の余地はとくにない(最善の調査・研究活動を行った) | 300 | 41.0 |
| 無回答 | 147 | 20.1 |
| 合計 | 732 | 100.0 |



<専門分野とのクロス集計>

| 専門分野 | 問20 | | | 合計 |
|----------|------------------|--|-------------|-----|
| | 工夫や改善の 余地があった | 工夫や改善の 余地はとくに ない(最善の調 査・研究活動 を行った) | 無回答 | |
| 言語・文学 | 2 (28.6%) | 4 (57.1%) | 1 (14.3%) | 7 |
| 哲学 | 4 (66.7%) | 1 (16.7%) | 1 (16.7%) | 6 |
| 心理学・教育学 | 10 (40.0%) | 8 (32.0%) | 7 (28.0%) | 25 |
| 社会学 | 19 (48.7%) | 17 (43.6%) | 3 (7.7%) | 39 |
| 史学 | 2 (28.6%) | 5 (71.4%) | 0 (0.0%) | 7 |
| 地域研究 | 6 (33.3%) | 9 (50.0%) | 3 (16.7%) | 18 |
| 法学 | 0 (0.0%) | 1 (25.0%) | 3 (75.0%) | 4 |
| 政治学 | 2 (33.3%) | 3 (50.0%) | 1 (16.7%) | 6 |
| 経済学 | 7 (43.8%) | 6 (37.5%) | 3 (18.8%) | 16 |
| 経営学 | 1 (16.7%) | 4 (66.7%) | 1 (16.7%) | 6 |
| 基礎生物学 | 10 (50.0%) | 4 (20.0%) | 6 (30.0%) | 20 |
| 統合生物学 | 1 (25.0%) | 3 (75.0%) | 0 (0.0%) | 4 |
| 農学 | 21 (32.8%) | 33 (51.6%) | 10 (15.6%) | 64 |
| 食料科学 | 0 (0.0%) | 1 (33.3%) | 2 (66.7%) | 3 |
| 基礎医学 | 4 (25.0%) | 7 (43.8%) | 5 (31.3%) | 16 |
| 臨床医学 | 12 (41.4%) | 14 (48.3%) | 3 (10.3%) | 29 |
| 健康・生活科学 | 10 (31.3%) | 13 (40.6%) | 9 (28.1%) | 32 |
| 歯学 | 9 (52.9%) | 7 (41.2%) | 1 (5.9%) | 17 |
| 薬学 | 0 (0.0%) | 0 (0.0%) | 1 (100.0%) | 1 |
| 環境学 | 8 (42.1%) | 4 (21.1%) | 7 (36.8%) | 19 |
| 数理科学 | 1 (50.0%) | 1 (50.0%) | 0 (0.0%) | 2 |
| 物理学 | 13 (44.8%) | 9 (31.0%) | 7 (24.1%) | 29 |
| 地球惑星科学 | 11 (31.4%) | 19 (54.3%) | 5 (14.3%) | 35 |
| 情報学 | 3 (75.0%) | 1 (25.0%) | 0 (0.0%) | 4 |
| 化学 | 4 (26.7%) | 8 (53.3%) | 3 (20.0%) | 15 |
| 総合工学 | 6 (60.0%) | 2 (20.0%) | 2 (20.0%) | 10 |
| 機械工学 | 9 (45.0%) | 8 (40.0%) | 3 (15.0%) | 20 |
| 電気電子工学 | 0 (0.0%) | 1 (100.0%) | 0 (0.0%) | 1 |
| 土木工学・建築学 | 19 (28.4%) | 29 (43.3%) | 19 (28.4%) | 67 |
| 材料工学 | 1 (50.0%) | 1 (50.0%) | 0 (0.0%) | 2 |
| 複合領域 | 83 (44.1%) | 69 (36.7%) | 36 (19.1%) | 188 |
| 無回答 | 7 (35.0%) | 8 (40.0%) | 5 (25.0%) | 20 |
| 合計 | 285 (38.9%) | 300 (41.0%) | 147 (20.1%) | 732 |



【特徴】

- 調査研究の改善の余地は、「工夫や改善の余地があった」が 285 票 (38.9%)、「工夫や改善の余地はとくにない(最善の調査・研究活動を行った)」が 300 票 (41.0%) であった。
- 有効回答数が 20 以上の専門分野ごとに「工夫や改善の余地があった」という回答を見ると、「社会学」(48.7%)、「機械工学」(45.0%)、「物理学」(44.8%) でやや高い結果であった。これに対して、「土木工学・建築学」(28.4%)、「健康・生活科学」(31.3%)、「地球惑星科学」(31.4%)、「農学」(32.8%) とやや低い結果であった。

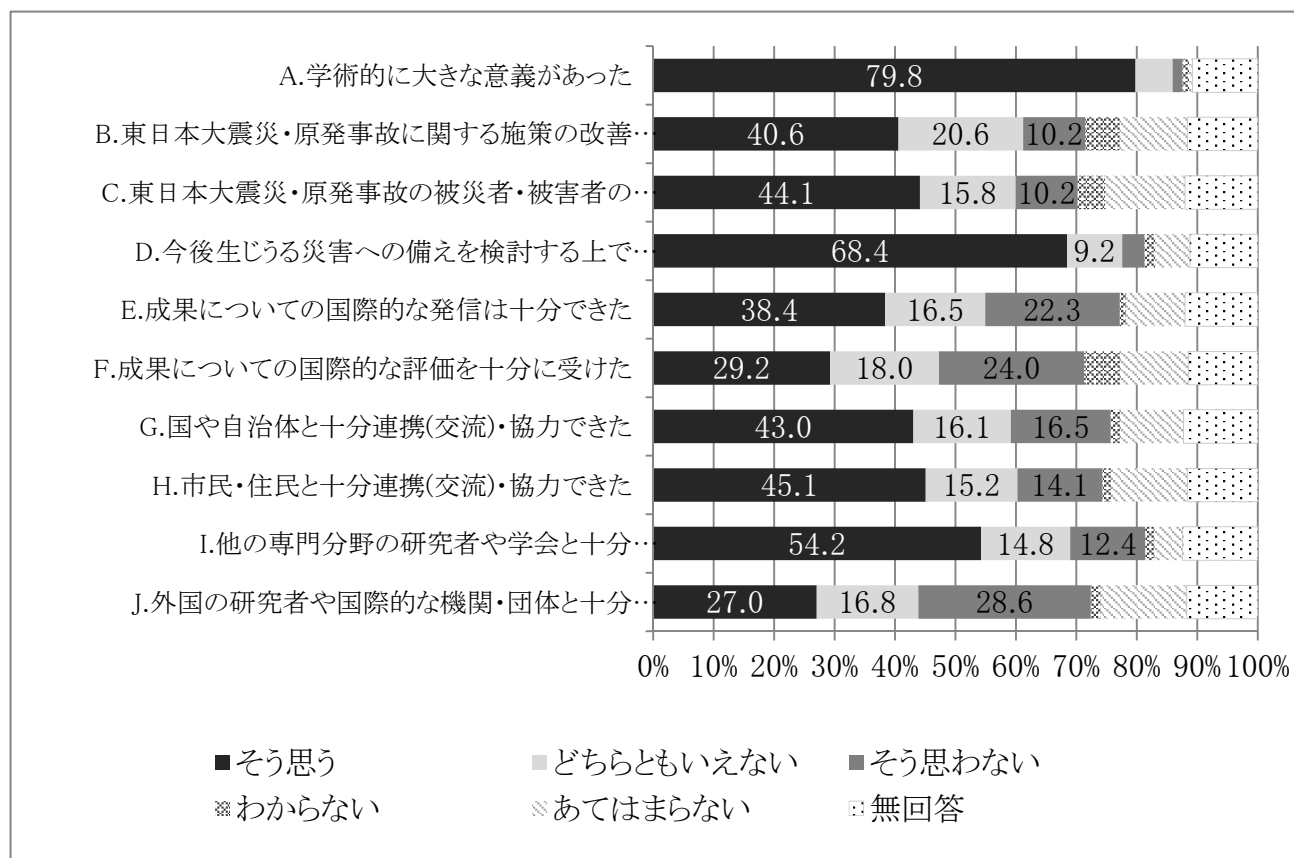
問21 その「学術調査・研究活動」についての、あなたご自身の評価

をお尋ねします。(A～Jのそれぞれについて、「1」～「9」のいずれか1つにチェック)

A. 学術的に大きな意義があった

| そう思う | どちらかといえばそう思う | どちらともいえない | どちらかといえばそう思わない | そう思わない | わからない | あてはまらない |
|------|--------------|-----------|----------------|--------|-------|---------|
| ● 1 | ● 2 | ● 3 | ● 4 | ● 5 | ● 6 | ● 8 |

(B～J の設問は後のページで個別に示す)



【特徴】

- 各設問の自己評価結果で「そう思う・どちらかといえばそう思う」の回答比率を算出すると、「A. 学術的に大きな意義があった」では、79.8%と非常に高い結果であった。「D. 今後生じる災害への備えを検討する上で大いに役に立った」でも68.4%、「I. 他の専門分野の研究者や学会と十分連携(交流)・協力できた」が54.2%と続いた。
- 「B. 東日本大震災・原発事故に関する施策の改善に大いに役に立った」「C. 東日本大震

災・原発事故の被災者・被害者の支援に大いに役に立った」「G. 国や自治体と十分連携(交流)・協力できた」「H. 市民・住民と十分連携(交流)・協力できた」では、先の3項目に比べやや比率が下がり、4割程度の調査・研究で「そう思う・どちらかといえばそう思う」の回答であった。

- 「E. 成果についての国際的な発信は十分できた」では 38.4%が「そう思う・どちらかといえばそう思う」の回答になるのに対して、「F. 成果についての国際的な評価を十分に受けた」では 29.2%、「J. 外国の研究者や国際的な機関・団体と十分連携(交流)・協力できた」では 27.0%と下がる結果となった。国際的な評価や連携・協力といった面での自己評価が低い傾向であった。

以下に、個別の集計結果詳細を示す。

A. 学術的に大きな意義があった


| そう思う | どちらかといえばそう思う | どちらともいえない | どちらかといえばそう思わない | そう思わない | わからない | あてはまらない |
|------|--------------|-----------|----------------|--------|-------|---------|
| ● 1 | ● 2 | ● 3 | ● 4 | ● 5 | ● 6 | ● 8 |

<単純集計>

| 回答 | 度数 | % |
|----------------|-----|-------|
| そう思う | 358 | 48.9 |
| どちらかといえばそう思う | 226 | 30.9 |
| どちらともいえない | 45 | 6.1 |
| どちらかといえばそう思わない | 5 | 0.7 |
| そう思わない | 7 | 1.0 |
| わからない | 8 | 1.1 |
| あてはまらない | 4 | 0.5 |
| 無回答 | 79 | 10.8 |
| 合計 | 732 | 100.0 |

＜専門分野とのクロス集計＞

| 専門分野 | A.学術的に大きな意義があった | | | | | | | 合計 |
|----------|-----------------|------------------|---------------|------------------------|-----------|-----------|-------------|-----|
| | そう思う | どちらかとい えばそう思う | どちらともい えない | どちらかとい えばそう思わ ない | そう思わない | わからない | あてはまらな い | |
| 言語・文学 | 3 (50.0%) | 2 (33.3%) | 1 (16.7%) | 0 (0.0%) | 0 (0.0%) | 0 (0.0%) | 0 (0.0%) | 6 |
| 哲学 | 3 (50.0%) | 3 (50.0%) | 0 (0.0%) | 0 (0.0%) | 0 (0.0%) | 0 (0.0%) | 0 (0.0%) | 6 |
| 心理学・教育学 | 8 (44.4%) | 9 (50.0%) | 1 (5.6%) | 0 (0.0%) | 0 (0.0%) | 0 (0.0%) | 0 (0.0%) | 18 |
| 社会学 | 22 (57.9%) | 13 (34.2%) | 2 (5.3%) | 1 (2.6%) | 0 (0.0%) | 0 (0.0%) | 0 (0.0%) | 38 |
| 史学 | 4 (57.1%) | 2 (28.6%) | 0 (0.0%) | 0 (0.0%) | 0 (0.0%) | 0 (0.0%) | 1 (14.3%) | 7 |
| 地域研究 | 10 (62.5%) | 6 (37.5%) | 0 (0.0%) | 0 (0.0%) | 0 (0.0%) | 0 (0.0%) | 0 (0.0%) | 16 |
| 法学 | 1 (50.0%) | 1 (50.0%) | 0 (0.0%) | 0 (0.0%) | 0 (0.0%) | 0 (0.0%) | 0 (0.0%) | 2 |
| 政治学 | 1 (20.0%) | 3 (60.0%) | 1 (20.0%) | 0 (0.0%) | 0 (0.0%) | 0 (0.0%) | 0 (0.0%) | 5 |
| 経済学 | 6 (42.9%) | 6 (42.9%) | 0 (0.0%) | 1 (7.1%) | 0 (0.0%) | 1 (7.1%) | 0 (0.0%) | 14 |
| 経営学 | 0 (0.0%) | 5 (100.0%) | 0 (0.0%) | 0 (0.0%) | 0 (0.0%) | 0 (0.0%) | 0 (0.0%) | 5 |
| 基礎生物学 | 9 (50.0%) | 5 (27.8%) | 1 (5.6%) | 0 (0.0%) | 2 (11.1%) | 1 (5.6%) | 0 (0.0%) | 18 |
| 統合生物学 | 3 (75.0%) | 1 (25.0%) | 0 (0.0%) | 0 (0.0%) | 0 (0.0%) | 0 (0.0%) | 0 (0.0%) | 4 |
| 農学 | 39 (67.2%) | 15 (25.9%) | 3 (5.2%) | 0 (0.0%) | 0 (0.0%) | 1 (1.7%) | 0 (0.0%) | 58 |
| 食料科学 | 2 (100.0%) | 0 (0.0%) | 0 (0.0%) | 0 (0.0%) | 0 (0.0%) | 0 (0.0%) | 0 (0.0%) | 2 |
| 基礎医学 | 7 (50.0%) | 5 (35.7%) | 0 (0.0%) | 0 (0.0%) | 0 (0.0%) | 2 (14.3%) | 0 (0.0%) | 14 |
| 臨床医学 | 18 (66.7%) | 5 (18.5%) | 2 (7.4%) | 2 (7.4%) | 0 (0.0%) | 0 (0.0%) | 0 (0.0%) | 27 |
| 健康・生活科学 | 14 (48.3%) | 13 (44.8%) | 1 (3.4%) | 0 (0.0%) | 1 (3.4%) | 0 (0.0%) | 0 (0.0%) | 29 |
| 歯学 | 7 (43.8%) | 5 (31.3%) | 3 (18.8%) | 0 (0.0%) | 0 (0.0%) | 1 (6.3%) | 0 (0.0%) | 16 |
| 環境学 | 7 (46.7%) | 4 (26.7%) | 2 (13.3%) | 0 (0.0%) | 1 (6.7%) | 1 (6.7%) | 0 (0.0%) | 15 |
| 数理科学 | 0 (0.0%) | 1 (50.0%) | 1 (50.0%) | 0 (0.0%) | 0 (0.0%) | 0 (0.0%) | 0 (0.0%) | 2 |
| 物理学 | 12 (44.4%) | 9 (33.3%) | 5 (18.5%) | 0 (0.0%) | 0 (0.0%) | 0 (0.0%) | 1 (3.7%) | 27 |
| 地球惑星科学 | 23 (67.6%) | 9 (26.5%) | 0 (0.0%) | 0 (0.0%) | 1 (2.9%) | 0 (0.0%) | 1 (2.9%) | 34 |
| 情報学 | 2 (50.0%) | 1 (25.0%) | 1 (25.0%) | 0 (0.0%) | 0 (0.0%) | 0 (0.0%) | 0 (0.0%) | 4 |
| 化学 | 5 (41.7%) | 5 (41.7%) | 1 (8.3%) | 0 (0.0%) | 0 (0.0%) | 1 (8.3%) | 0 (0.0%) | 12 |
| 総合工学 | 4 (50.0%) | 3 (37.5%) | 1 (12.5%) | 0 (0.0%) | 0 (0.0%) | 0 (0.0%) | 0 (0.0%) | 8 |
| 機械工学 | 11 (55.0%) | 7 (35.0%) | 2 (10.0%) | 0 (0.0%) | 0 (0.0%) | 0 (0.0%) | 0 (0.0%) | 20 |
| 電気電子工学 | 1 (100.0%) | 0 (0.0%) | 0 (0.0%) | 0 (0.0%) | 0 (0.0%) | 0 (0.0%) | 0 (0.0%) | 1 |
| 土木工学・建築学 | 29 (50.9%) | 25 (43.9%) | 2 (3.5%) | 0 (0.0%) | 1 (1.8%) | 0 (0.0%) | 0 (0.0%) | 57 |
| 材料工学 | 2 (100.0%) | 0 (0.0%) | 0 (0.0%) | 0 (0.0%) | 0 (0.0%) | 0 (0.0%) | 0 (0.0%) | 2 |
| 複合領域 | 97 (57.4%) | 58 (34.3%) | 12 (7.1%) | 0 (0.0%) | 1 (0.6%) | 0 (0.0%) | 1 (0.6%) | 169 |
| 無回答 | 8 (47.1%) | 5 (29.4%) | 3 (17.6%) | 1 (5.9%) | 0 (0.0%) | 0 (0.0%) | 0 (0.0%) | 17 |
| 合計 | 358 (54.8%) | 226 (34.6%) | 45 (6.9%) | 5 (0.8%) | 7 (1.1%) | 8 (1.2%) | 4 (0.6%) | 653 |



B. 東日本大震災・原発事故に関する施策の改善に大いに役に立った

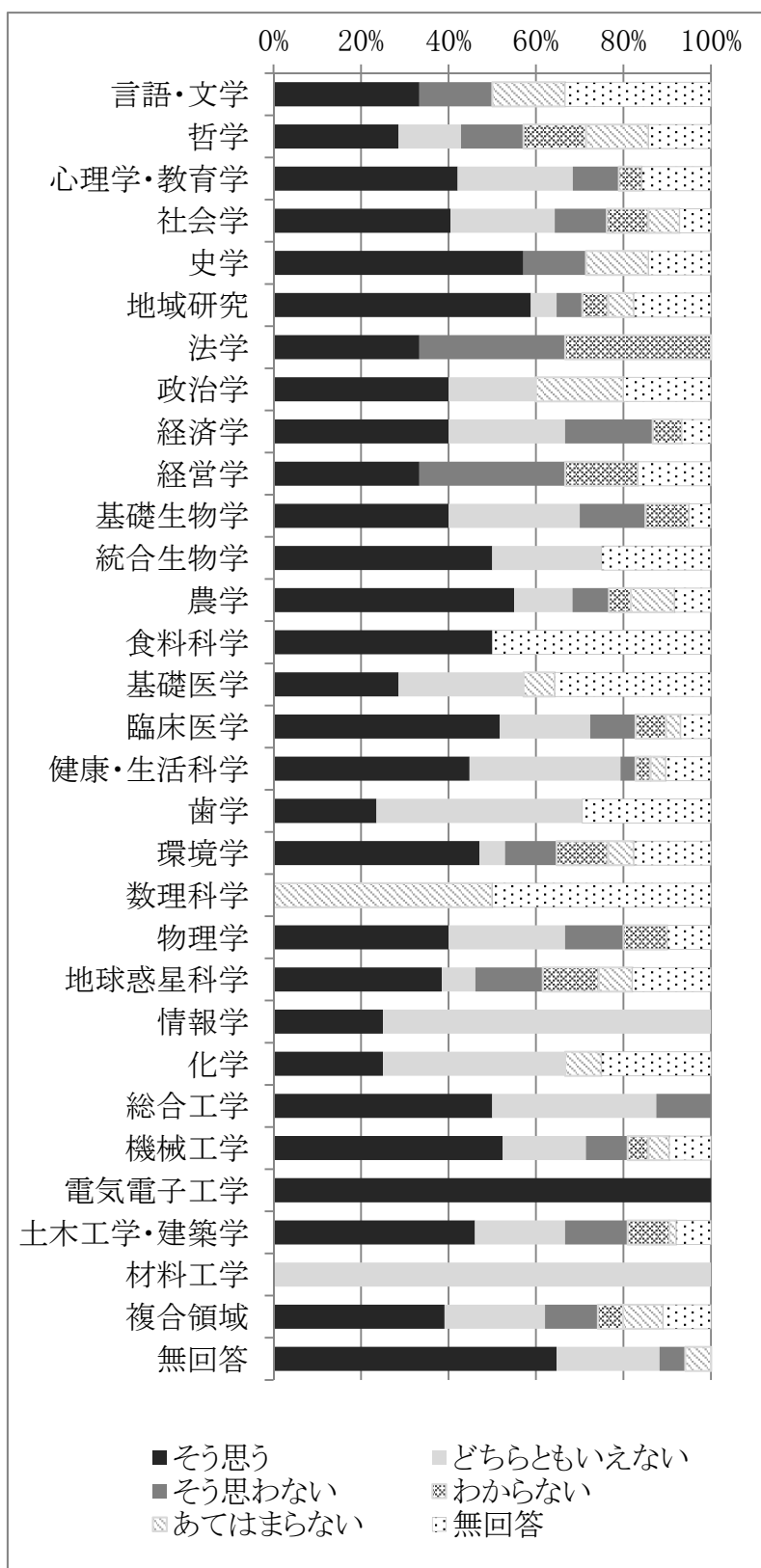
| | | | | | | |
|------|--------------|-----------|----------------|--------|-------|---------|
| そう思う | どちらかといえばそう思う | どちらともいえない | どちらかといえばそう思わない | そう思わない | わからない | あてはまらない |
| ● 1 | ● 2 | ● 3 | ● 4 | ● 5 | ● 6 | ● 8 |

<単純集計>

| 回答 | 度数 | % |
|----------------|-----|-------|
| そう思う | 123 | 16.8 |
| どちらかといえばそう思う | 174 | 23.8 |
| どちらともいえない | 151 | 20.6 |
| どちらかといえばそう思わない | 30 | 4.1 |
| そう思わない | 45 | 6.1 |
| わからない | 42 | 5.7 |
| あてはまらない | 82 | 11.2 |
| 無回答 | 85 | 11.6 |
| 合計 | 732 | 100.0 |

＜専門分野とのクロス集計＞

| 専門分野 | B.東日本大震災・原発事故に関する施策の改善に大いに役に立った | | | | | | | | | | 合計 |
|----------|---------------------------------|------------------|-------------|--------------------|-----------|-----------|------------|-----|--|--|----|
| | そう思う | どちらかといえば そう思う | どちらともいえない | どちらかといえば そう思わない | そう思わない | わからない | あてはまらない | | | | |
| 言語・文学 | 0 (0.0%) | 2 (33.3%) | 0 (0.0%) | 1 (16.7%) | 0 (0.0%) | 1 (16.7%) | 2 (33.3%) | 6 | | | |
| 哲学 | 1 (16.7%) | 1 (16.7%) | 1 (16.7%) | 0 (0.0%) | 1 (16.7%) | 1 (16.7%) | 1 (16.7%) | 6 | | | |
| 心理学・教育学 | 1 (5.6%) | 7 (38.9%) | 5 (27.8%) | 1 (5.6%) | 1 (5.6%) | 0 (0.0%) | 3 (16.7%) | 18 | | | |
| 社会学 | 6 (15.8%) | 11 (28.9%) | 10 (26.3%) | 1 (2.6%) | 4 (10.5%) | 3 (7.9%) | 3 (7.9%) | 38 | | | |
| 史学 | 1 (14.3%) | 3 (42.9%) | 0 (0.0%) | 1 (14.3%) | 0 (0.0%) | 1 (14.3%) | 1 (14.3%) | 7 | | | |
| 地域研究 | 4 (25.0%) | 6 (37.5%) | 1 (6.3%) | 0 (0.0%) | 1 (6.3%) | 1 (6.3%) | 3 (18.8%) | 16 | | | |
| 法学 | 0 (0.0%) | 1 (50.0%) | 0 (0.0%) | 0 (0.0%) | 1 (50.0%) | 0 (0.0%) | 0 (0.0%) | 2 | | | |
| 政治学 | 0 (0.0%) | 2 (40.0%) | 1 (20.0%) | 0 (0.0%) | 0 (0.0%) | 1 (20.0%) | 1 (20.0%) | 5 | | | |
| 経済学 | 0 (0.0%) | 6 (42.9%) | 4 (28.6%) | 2 (14.3%) | 1 (7.1%) | 0 (0.0%) | 1 (7.1%) | 14 | | | |
| 経営学 | 1 (20.0%) | 1 (20.0%) | 0 (0.0%) | 1 (20.0%) | 1 (20.0%) | 0 (0.0%) | 1 (20.0%) | 5 | | | |
| 基礎生物学 | 4 (22.2%) | 4 (22.2%) | 6 (33.3%) | 1 (5.6%) | 2 (11.1%) | 0 (0.0%) | 1 (5.6%) | 18 | | | |
| 統合生物学 | 1 (25.0%) | 1 (25.0%) | 1 (25.0%) | 0 (0.0%) | 0 (0.0%) | 0 (0.0%) | 1 (25.0%) | 4 | | | |
| 農学 | 20 (35.1%) | 13 (22.8%) | 8 (14.0%) | 2 (3.5%) | 3 (5.3%) | 6 (10.5%) | 5 (8.8%) | 57 | | | |
| 食料科学 | 1 (50.0%) | 0 (0.0%) | 0 (0.0%) | 0 (0.0%) | 0 (0.0%) | 0 (0.0%) | 1 (50.0%) | 2 | | | |
| 基礎医学 | 0 (0.0%) | 4 (28.6%) | 4 (28.6%) | 0 (0.0%) | 0 (0.0%) | 1 (7.1%) | 5 (35.7%) | 14 | | | |
| 臨床医学 | 6 (22.2%) | 9 (33.3%) | 6 (22.2%) | 1 (3.7%) | 2 (7.4%) | 1 (3.7%) | 2 (7.4%) | 27 | | | |
| 健康・生活科学 | 6 (21.4%) | 7 (25.0%) | 10 (35.7%) | 0 (0.0%) | 1 (3.6%) | 1 (3.6%) | 3 (10.7%) | 28 | | | |
| 歯学 | 2 (11.8%) | 2 (11.8%) | 8 (47.1%) | 0 (0.0%) | 0 (0.0%) | 0 (0.0%) | 5 (29.4%) | 17 | | | |
| 環境学 | 3 (20.0%) | 5 (33.3%) | 1 (6.7%) | 0 (0.0%) | 2 (13.3%) | 1 (6.7%) | 3 (20.0%) | 15 | | | |
| 数理科学 | 0 (0.0%) | 0 (0.0%) | 0 (0.0%) | 0 (0.0%) | 0 (0.0%) | 1 (50.0%) | 1 (50.0%) | 2 | | | |
| 物理学 | 3 (11.1%) | 9 (33.3%) | 8 (29.6%) | 1 (3.7%) | 3 (11.1%) | 0 (0.0%) | 3 (11.1%) | 27 | | | |
| 地球惑星科学 | 6 (17.6%) | 9 (26.5%) | 3 (8.8%) | 1 (2.9%) | 5 (14.7%) | 3 (8.8%) | 7 (20.6%) | 34 | | | |
| 情報学 | 1 (25.0%) | 0 (0.0%) | 3 (75.0%) | 0 (0.0%) | 0 (0.0%) | 0 (0.0%) | 0 (0.0%) | 4 | | | |
| 化学 | 1 (8.3%) | 2 (16.7%) | 5 (41.7%) | 0 (0.0%) | 0 (0.0%) | 1 (8.3%) | 3 (25.0%) | 12 | | | |
| 総合工学 | 1 (12.5%) | 3 (37.5%) | 3 (37.5%) | 1 (12.5%) | 0 (0.0%) | 0 (0.0%) | 0 (0.0%) | 8 | | | |
| 機械工学 | 8 (40.0%) | 3 (15.0%) | 4 (20.0%) | 1 (5.0%) | 1 (5.0%) | 1 (5.0%) | 2 (10.0%) | 20 | | | |
| 電気電子工学 | 1 (100.0%) | 0 (0.0%) | 0 (0.0%) | 0 (0.0%) | 0 (0.0%) | 0 (0.0%) | 0 (0.0%) | 1 | | | |
| 土木工学・建築学 | 11 (19.3%) | 18 (31.6%) | 13 (22.8%) | 3 (5.3%) | 6 (10.5%) | 1 (1.8%) | 5 (8.8%) | 57 | | | |
| 材料工学 | 0 (0.0%) | 0 (0.0%) | 2 (100.0%) | 0 (0.0%) | 0 (0.0%) | 0 (0.0%) | 0 (0.0%) | 2 | | | |
| 複合領域 | 32 (19.5%) | 36 (22.0%) | 40 (24.4%) | 11 (6.7%) | 10 (6.1%) | 16 (9.8%) | 19 (11.6%) | 164 | | | |
| 無回答 | 2 (11.8%) | 9 (52.9%) | 4 (23.5%) | 1 (5.9%) | 0 (0.0%) | 1 (5.9%) | 0 (0.0%) | 17 | | | |
| 合計 | 123 (19.0%) | 174 (26.9%) | 151 (23.3%) | 30 (4.6%) | 45 (7.0%) | 42 (6.5%) | 82 (12.7%) | 647 | | | |



C. 東日本大震災・原発事故の被災者・被害者の支援に大いに役に立った

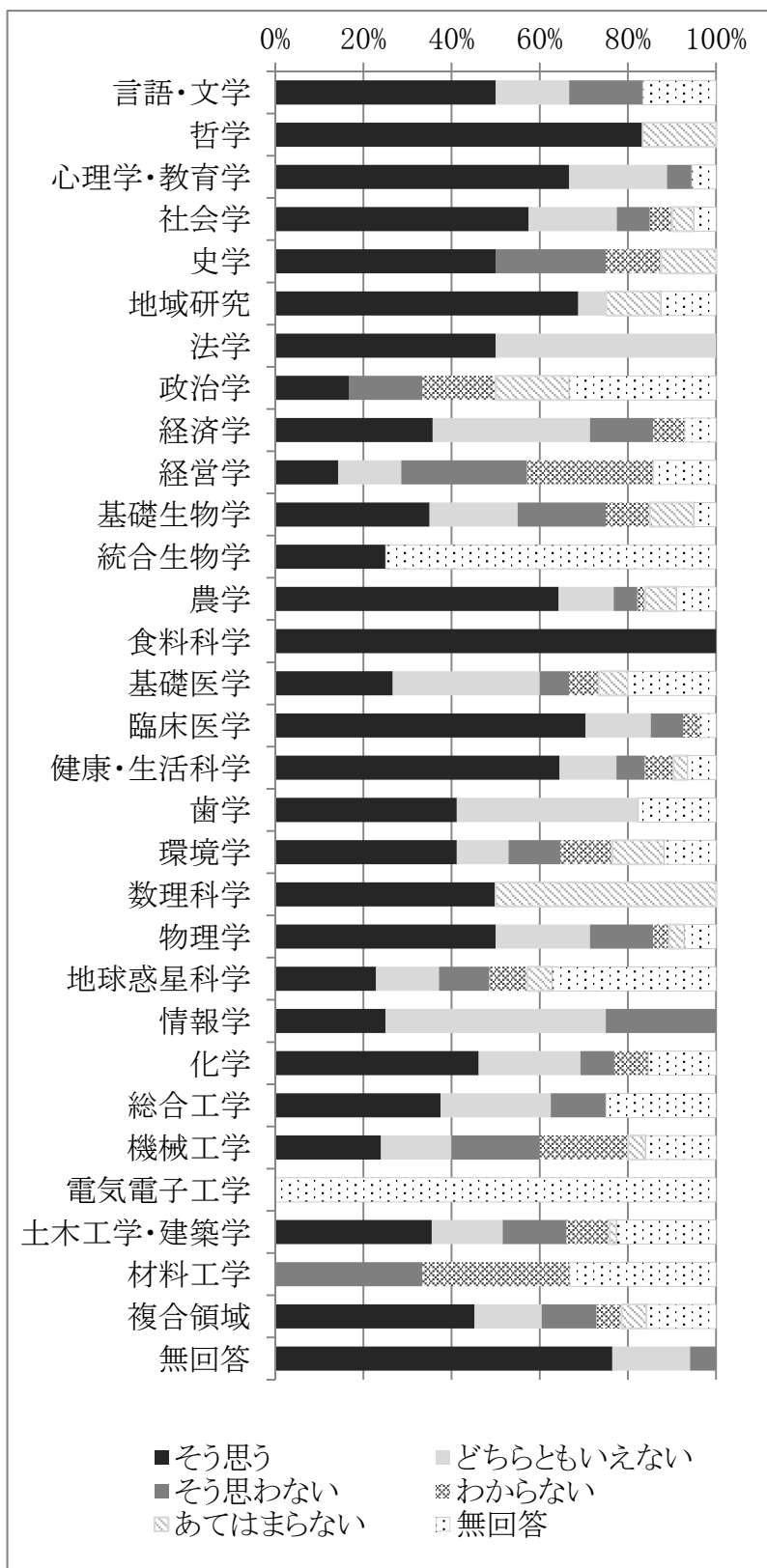
| | | | | | | |
|------|------------------|---------------|------------------------|--------|-------|-------------|
| そう思う | どちらかといえば そう思う | どちらともいえ ない | どちらかといえ ばそう思わな い | そう思わない | わからない | あてはまらな い |
| ● 1 | ● 2 | ● 3 | ● 4 | ● 5 | ● 6 | ● 8 |

<単純集計>

| 回答 | 度数 | % |
|----------------|-----|-------|
| そう思う | 132 | 18.0 |
| どちらかといえばそう思う | 191 | 26.1 |
| どちらともいえない | 116 | 15.8 |
| どちらかといえばそう思わない | 32 | 4.4 |
| そう思わない | 43 | 5.9 |
| わからない | 33 | 4.5 |
| あてはまらない | 97 | 13.3 |
| 無回答 | 88 | 12.0 |
| 合計 | 732 | 100.0 |

< 専 門 分 野 と の ク ロ ス 集 計 >

| 専門分野 | C.東日本大震災・原発事故の被災者・被害者の支援に大いに役に立った | | | | | | | | 合計 |
|----------|-----------------------------------|------------------|---------------|--------------------|-----------|-----------|------------|-----|----|
| | そう思う | どちらかといえ ばそう思う | どちらともいえ ない | どちらかといえ ばそう思わない | そう思わない | わからない | あてはまらない | | |
| 言語・文学 | 1 (16.7%) | 2 (33.3%) | 1 (16.7%) | 1 (16.7%) | 0 (0.0%) | 0 (0.0%) | 1 (16.7%) | 6 | |
| 哲学 | 0 (0.0%) | 5 (83.3%) | 0 (0.0%) | 0 (0.0%) | 0 (0.0%) | 1 (16.7%) | 0 (0.0%) | 6 | |
| 心理学・教育学 | 4 (22.2%) | 8 (44.4%) | 4 (22.2%) | 1 (5.6%) | 0 (0.0%) | 0 (0.0%) | 1 (5.6%) | 18 | |
| 社会学 | 10 (26.3%) | 13 (34.2%) | 8 (21.1%) | 1 (2.6%) | 2 (5.3%) | 2 (5.3%) | 2 (5.3%) | 38 | |
| 史学 | 2 (28.6%) | 2 (28.6%) | 0 (0.0%) | 1 (14.3%) | 1 (14.3%) | 1 (14.3%) | 0 (0.0%) | 7 | |
| 地域研究 | 4 (25.0%) | 7 (43.8%) | 1 (6.3%) | 0 (0.0%) | 0 (0.0%) | 2 (12.5%) | 2 (12.5%) | 16 | |
| 法学 | 0 (0.0%) | 1 (50.0%) | 1 (50.0%) | 0 (0.0%) | 0 (0.0%) | 0 (0.0%) | 0 (0.0%) | 2 | |
| 政治学 | 1 (20.0%) | 0 (0.0%) | 0 (0.0%) | 0 (0.0%) | 1 (20.0%) | 1 (20.0%) | 2 (40.0%) | 5 | |
| 経済学 | 0 (0.0%) | 5 (38.5%) | 5 (38.5%) | 1 (7.7%) | 1 (7.7%) | 0 (0.0%) | 1 (7.7%) | 13 | |
| 経営学 | 0 (0.0%) | 1 (20.0%) | 1 (20.0%) | 0 (0.0%) | 2 (40.0%) | 0 (0.0%) | 1 (20.0%) | 5 | |
| 基礎生物学 | 2 (11.1%) | 5 (27.8%) | 4 (22.2%) | 2 (11.1%) | 2 (11.1%) | 2 (11.1%) | 1 (5.6%) | 18 | |
| 統合生物学 | 1 (25.0%) | 0 (0.0%) | 0 (0.0%) | 0 (0.0%) | 0 (0.0%) | 0 (0.0%) | 3 (75.0%) | 4 | |
| 農学 | 14 (25.5%) | 22 (40.0%) | 7 (12.7%) | 2 (3.6%) | 1 (1.8%) | 4 (7.3%) | 5 (9.1%) | 55 | |
| 食料科学 | 1 (50.0%) | 1 (50.0%) | 0 (0.0%) | 0 (0.0%) | 0 (0.0%) | 0 (0.0%) | 0 (0.0%) | 2 | |
| 基礎医学 | 2 (14.3%) | 2 (14.3%) | 5 (35.7%) | 0 (0.0%) | 1 (7.1%) | 1 (7.1%) | 3 (21.4%) | 14 | |
| 臨床医学 | 13 (50.0%) | 6 (23.1%) | 4 (15.4%) | 1 (3.8%) | 1 (3.8%) | 0 (0.0%) | 1 (3.8%) | 26 | |
| 健康・生活科学 | 7 (24.1%) | 13 (44.8%) | 4 (13.8%) | 0 (0.0%) | 2 (6.9%) | 1 (3.4%) | 2 (6.9%) | 29 | |
| 歯学 | 5 (29.4%) | 2 (11.8%) | 7 (41.2%) | 0 (0.0%) | 0 (0.0%) | 0 (0.0%) | 3 (17.6%) | 17 | |
| 環境学 | 1 (6.7%) | 6 (40.0%) | 2 (13.3%) | 0 (0.0%) | 2 (13.3%) | 2 (13.3%) | 2 (13.3%) | 15 | |
| 数理科学 | 0 (0.0%) | 1 (50.0%) | 0 (0.0%) | 0 (0.0%) | 0 (0.0%) | 1 (50.0%) | 0 (0.0%) | 2 | |
| 物理学 | 7 (25.9%) | 7 (25.9%) | 6 (22.2%) | 3 (11.1%) | 1 (3.7%) | 1 (3.7%) | 2 (7.4%) | 27 | |
| 地球惑星科学 | 1 (3.1%) | 7 (21.9%) | 5 (15.6%) | 1 (3.1%) | 3 (9.4%) | 2 (6.3%) | 13 (40.6%) | 32 | |
| 情報学 | 0 (0.0%) | 1 (25.0%) | 2 (50.0%) | 1 (25.0%) | 0 (0.0%) | 0 (0.0%) | 0 (0.0%) | 4 | |
| 化学 | 2 (16.7%) | 4 (33.3%) | 3 (25.0%) | 0 (0.0%) | 1 (8.3%) | 0 (0.0%) | 2 (16.7%) | 12 | |
| 総合工学 | 0 (0.0%) | 3 (37.5%) | 2 (25.0%) | 1 (12.5%) | 0 (0.0%) | 0 (0.0%) | 2 (25.0%) | 8 | |
| 機械工学 | 4 (20.0%) | 2 (10.0%) | 4 (20.0%) | 0 (0.0%) | 5 (25.0%) | 1 (5.0%) | 4 (20.0%) | 20 | |
| 電気電子工学 | 0 (0.0%) | 0 (0.0%) | 0 (0.0%) | 0 (0.0%) | 0 (0.0%) | 0 (0.0%) | 1 (100.0%) | 1 | |
| 土木工学・建築学 | 10 (17.9%) | 12 (21.4%) | 10 (17.9%) | 3 (5.4%) | 6 (10.7%) | 1 (1.8%) | 14 (25.0%) | 56 | |
| 材料工学 | 0 (0.0%) | 0 (0.0%) | 0 (0.0%) | 0 (0.0%) | 1 (50.0%) | 0 (0.0%) | 1 (50.0%) | 2 | |
| 複合領域 | 36 (21.6%) | 44 (26.3%) | 27 (16.2%) | 12 (7.2%) | 10 (6.0%) | 10 (6.0%) | 28 (16.8%) | 167 | |
| 無回答 | 4 (23.5%) | 9 (52.9%) | 3 (17.6%) | 1 (5.9%) | 0 (0.0%) | 0 (0.0%) | 0 (0.0%) | 17 | |
| 合計 | 132 (20.5%) | 191 (29.7%) | 116 (18.0%) | 32 (5.0%) | 43 (6.7%) | 33 (5.1%) | 97 (15.1%) | 644 | |



D. 今後生じる災害への備えを検討する上で大いに役に立った

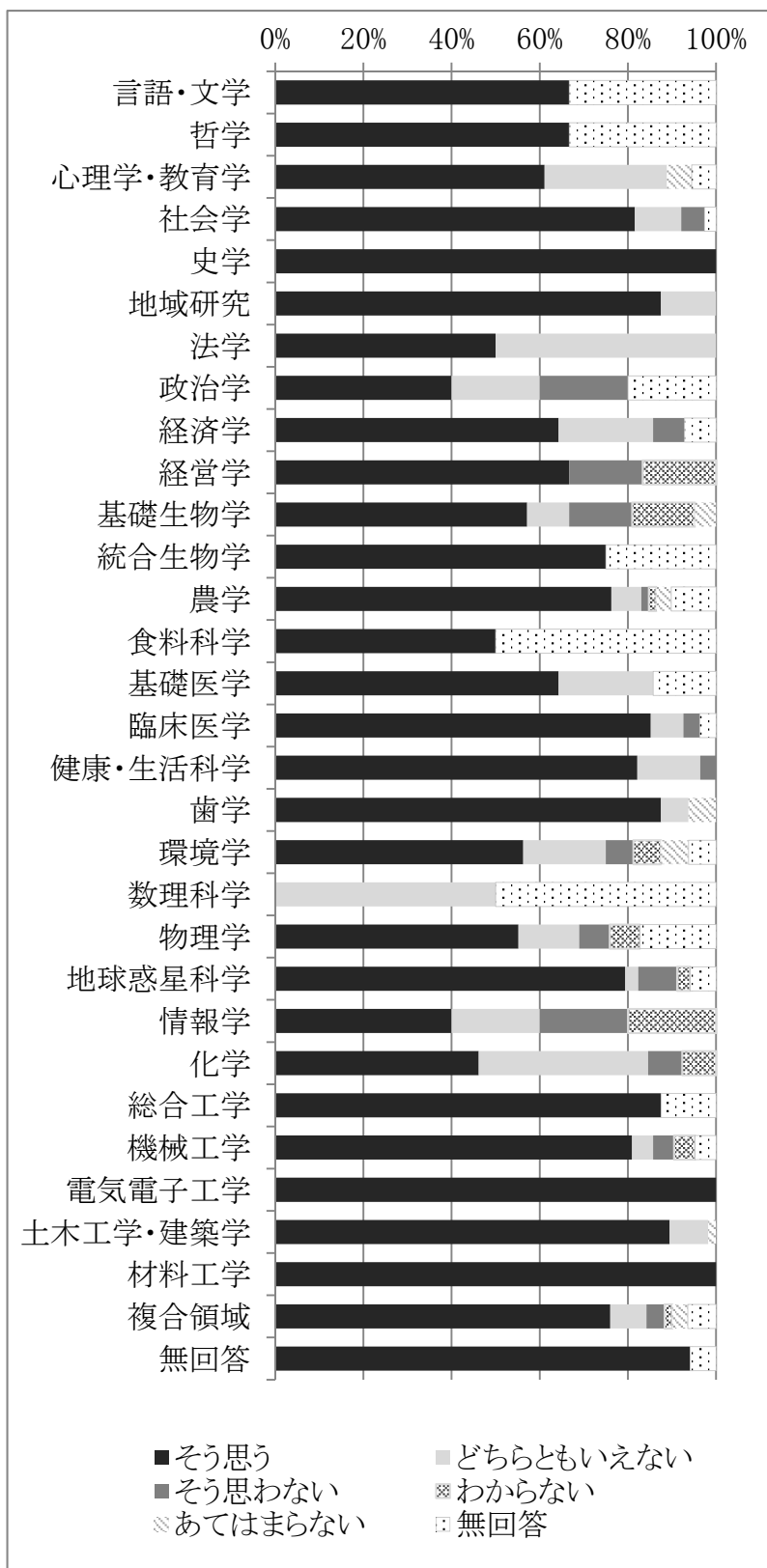
| | | | | | | |
|------|--------------|-----------|----------------|--------|-------|---------|
| そう思う | どちらかといえばそう思う | どちらともいえない | どちらかといえばそう思わない | そう思わない | わからない | あてはまらない |
| ● 1 | ● 2 | ● 3 | ● 4 | ● 5 | ● 6 | ● 8 |

<単純集計>

| 回答 | 度数 | % |
|----------------|-----|-------|
| そう思う | 256 | 35.0 |
| どちらかといえばそう思う | 245 | 33.5 |
| どちらともいえない | 67 | 9.2 |
| どちらかといえばそう思わない | 12 | 1.6 |
| そう思わない | 15 | 2.0 |
| わからない | 13 | 1.8 |
| あてはまらない | 42 | 5.7 |
| 無回答 | 82 | 11.2 |
| 合計 | 732 | 100.0 |

＜専門分野とのクロス集計＞

| 専門分野 | D.今後生じうる災害への備えを検討する上で大いに役に立った | | | | | | | | 合計 |
|----------|-------------------------------|------------------|---------------|--------------------|-----------|-----------|-----------|-----|----|
| | そう思う | どちらかといえ ばそう思う | どちらともいえ ない | どちらかといえ ばそう思わない | そう思わない | わからない | あてはまらない | | |
| 言語・文学 | 2 (33.3%) | 2 (33.3%) | 0 (0.0%) | 0 (0.0%) | 0 (0.0%) | 0 (0.0%) | 2 (33.3%) | 6 | |
| 哲学 | 1 (16.7%) | 3 (50.0%) | 0 (0.0%) | 0 (0.0%) | 0 (0.0%) | 0 (0.0%) | 2 (33.3%) | 6 | |
| 心理学・教育学 | 5 (27.8%) | 6 (33.3%) | 5 (27.8%) | 0 (0.0%) | 0 (0.0%) | 1 (5.6%) | 1 (5.6%) | 18 | |
| 社会学 | 9 (23.7%) | 22 (57.9%) | 4 (10.5%) | 2 (5.3%) | 0 (0.0%) | 0 (0.0%) | 1 (2.6%) | 38 | |
| 史学 | 3 (42.9%) | 4 (57.1%) | 0 (0.0%) | 0 (0.0%) | 0 (0.0%) | 0 (0.0%) | 0 (0.0%) | 7 | |
| 地域研究 | 9 (56.3%) | 5 (31.3%) | 2 (12.5%) | 0 (0.0%) | 0 (0.0%) | 0 (0.0%) | 0 (0.0%) | 16 | |
| 法学 | 1 (50.0%) | 0 (0.0%) | 1 (50.0%) | 0 (0.0%) | 0 (0.0%) | 0 (0.0%) | 0 (0.0%) | 2 | |
| 政治学 | 2 (40.0%) | 0 (0.0%) | 1 (20.0%) | 1 (20.0%) | 0 (0.0%) | 0 (0.0%) | 1 (20.0%) | 5 | |
| 経済学 | 4 (28.6%) | 5 (35.7%) | 3 (21.4%) | 1 (7.1%) | 0 (0.0%) | 0 (0.0%) | 1 (7.1%) | 14 | |
| 経営学 | 2 (40.0%) | 2 (40.0%) | 0 (0.0%) | 0 (0.0%) | 1 (20.0%) | 0 (0.0%) | 0 (0.0%) | 5 | |
| 基礎生物学 | 3 (16.7%) | 9 (50.0%) | 2 (11.1%) | 0 (0.0%) | 3 (16.7%) | 1 (5.6%) | 0 (0.0%) | 18 | |
| 統合生物学 | 2 (50.0%) | 1 (25.0%) | 0 (0.0%) | 0 (0.0%) | 0 (0.0%) | 0 (0.0%) | 1 (25.0%) | 4 | |
| 農学 | 25 (43.1%) | 20 (34.5%) | 4 (6.9%) | 0 (0.0%) | 1 (1.7%) | 2 (3.4%) | 6 (10.3%) | 58 | |
| 食料科学 | 1 (50.0%) | 0 (0.0%) | 0 (0.0%) | 0 (0.0%) | 0 (0.0%) | 0 (0.0%) | 1 (50.0%) | 2 | |
| 基礎医学 | 4 (28.6%) | 5 (35.7%) | 3 (21.4%) | 0 (0.0%) | 0 (0.0%) | 0 (0.0%) | 2 (14.3%) | 14 | |
| 臨床医学 | 15 (55.6%) | 8 (29.6%) | 2 (7.4%) | 1 (3.7%) | 0 (0.0%) | 0 (0.0%) | 1 (3.7%) | 27 | |
| 健康・生活科学 | 10 (35.7%) | 13 (46.4%) | 4 (14.3%) | 1 (3.6%) | 0 (0.0%) | 0 (0.0%) | 0 (0.0%) | 28 | |
| 歯学 | 7 (43.8%) | 7 (43.8%) | 1 (6.3%) | 0 (0.0%) | 0 (0.0%) | 1 (6.3%) | 0 (0.0%) | 16 | |
| 環境学 | 5 (33.3%) | 4 (26.7%) | 3 (20.0%) | 0 (0.0%) | 1 (6.7%) | 1 (6.7%) | 1 (6.7%) | 15 | |
| 数理科学 | 0 (0.0%) | 0 (0.0%) | 1 (50.0%) | 0 (0.0%) | 0 (0.0%) | 0 (0.0%) | 1 (50.0%) | 2 | |
| 物理学 | 6 (22.2%) | 10 (37.0%) | 4 (14.8%) | 0 (0.0%) | 2 (7.4%) | 0 (0.0%) | 5 (18.5%) | 27 | |
| 地球惑星科学 | 16 (48.5%) | 11 (33.3%) | 1 (3.0%) | 2 (6.1%) | 1 (3.0%) | 0 (0.0%) | 2 (6.1%) | 33 | |
| 情報学 | 1 (25.0%) | 1 (25.0%) | 1 (25.0%) | 0 (0.0%) | 1 (25.0%) | 0 (0.0%) | 0 (0.0%) | 4 | |
| 化学 | 2 (16.7%) | 4 (33.3%) | 5 (41.7%) | 0 (0.0%) | 1 (8.3%) | 0 (0.0%) | 0 (0.0%) | 12 | |
| 総合工学 | 3 (37.5%) | 4 (50.0%) | 0 (0.0%) | 0 (0.0%) | 0 (0.0%) | 0 (0.0%) | 1 (12.5%) | 8 | |
| 機械工学 | 11 (55.0%) | 6 (30.0%) | 1 (5.0%) | 0 (0.0%) | 1 (5.0%) | 0 (0.0%) | 1 (5.0%) | 20 | |
| 電気電子工学 | 1 (100.0%) | 0 (0.0%) | 0 (0.0%) | 0 (0.0%) | 0 (0.0%) | 0 (0.0%) | 0 (0.0%) | 1 | |
| 土木工学・建築学 | 32 (56.1%) | 19 (33.3%) | 5 (8.8%) | 0 (0.0%) | 0 (0.0%) | 1 (1.8%) | 0 (0.0%) | 57 | |
| 材料工学 | 0 (0.0%) | 2 (100.0%) | 0 (0.0%) | 0 (0.0%) | 0 (0.0%) | 0 (0.0%) | 0 (0.0%) | 2 | |
| 複合領域 | 71 (42.3%) | 59 (35.1%) | 14 (8.3%) | 4 (2.4%) | 3 (1.8%) | 6 (3.6%) | 11 (6.5%) | 168 | |
| 無回答 | 3 (17.6%) | 13 (76.5%) | 0 (0.0%) | 0 (0.0%) | 0 (0.0%) | 0 (0.0%) | 1 (5.9%) | 17 | |
| 合計 | 256 (39.4%) | 245 (37.7%) | 67 (10.3%) | 12 (1.8%) | 15 (2.3%) | 13 (2.0%) | 42 (6.5%) | 650 | |



E. 成果についての国際的な発信は十分できた

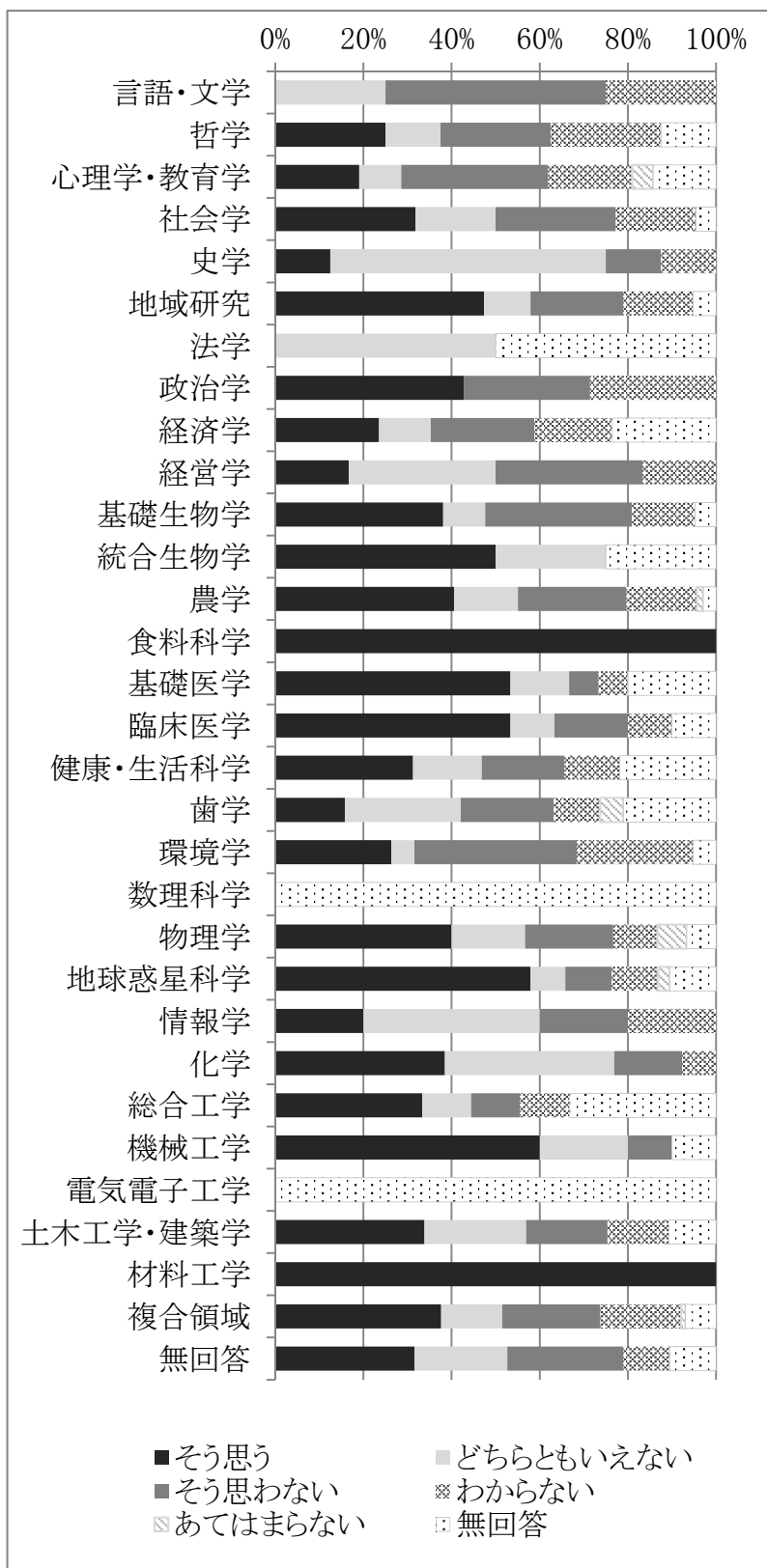
| | | | | | | |
|------|--------------|-----------|----------------|--------|-------|---------|
| そう思う | どちらかといえばそう思う | どちらともいえない | どちらかといえばそう思わない | そう思わない | わからない | あてはまらない |
| ● 1 | ● 2 | ● 3 | ● 4 | ● 5 | ● 6 | ● 8 |

<単純集計>

| 回答 | 度数 | % |
|----------------|-----|-------|
| そう思う | 122 | 16.7 |
| どちらかといえばそう思う | 159 | 21.7 |
| どちらともいえない | 121 | 16.5 |
| どちらかといえばそう思わない | 50 | 6.8 |
| そう思わない | 113 | 15.4 |
| わからない | 8 | 1.1 |
| あてはまらない | 71 | 9.7 |
| 無回答 | 88 | 12.0 |
| 合計 | 732 | 100.0 |

＜専門分野とのクロス集計＞

| 専門分野 | E.成果についての国際的な発信は十分できた | | | | | | | 合計 |
|----------|-----------------------|------------------|---------------|------------------------|-------------|----------|------------|-----|
| | そう思う | どちらかとい えばそう思う | どちらともい えない | どちらかとい えばそう思わ ない | そう思わない | わからない | あてはまらない | |
| 言語・文学 | 0 (0.0%) | 0 (0.0%) | 2 (33.3%) | 2 (33.3%) | 2 (33.3%) | 0 (0.0%) | 0 (0.0%) | 6 |
| 哲学 | 1 (16.7%) | 1 (16.7%) | 1 (16.7%) | 0 (0.0%) | 2 (33.3%) | 0 (0.0%) | 1 (16.7%) | 6 |
| 心理学・教育学 | 3 (17.6%) | 1 (5.9%) | 2 (11.8%) | 3 (17.6%) | 4 (23.5%) | 1 (5.9%) | 3 (17.6%) | 17 |
| 社会学 | 7 (19.4%) | 7 (19.4%) | 8 (22.2%) | 4 (11.1%) | 8 (22.2%) | 0 (0.0%) | 2 (5.6%) | 36 |
| 史学 | 0 (0.0%) | 1 (14.3%) | 5 (71.4%) | 0 (0.0%) | 1 (14.3%) | 0 (0.0%) | 0 (0.0%) | 7 |
| 地域研究 | 6 (37.5%) | 3 (18.8%) | 2 (12.5%) | 1 (6.3%) | 3 (18.8%) | 0 (0.0%) | 1 (6.3%) | 16 |
| 法学 | 0 (0.0%) | 0 (0.0%) | 1 (50.0%) | 0 (0.0%) | 0 (0.0%) | 0 (0.0%) | 1 (50.0%) | 2 |
| 政治学 | 1 (20.0%) | 2 (40.0%) | 0 (0.0%) | 0 (0.0%) | 2 (40.0%) | 0 (0.0%) | 0 (0.0%) | 5 |
| 経済学 | 1 (7.1%) | 3 (21.4%) | 2 (14.3%) | 1 (7.1%) | 3 (21.4%) | 0 (0.0%) | 4 (28.6%) | 14 |
| 経営学 | 0 (0.0%) | 1 (20.0%) | 2 (40.0%) | 1 (20.0%) | 1 (20.0%) | 0 (0.0%) | 0 (0.0%) | 5 |
| 基礎生物学 | 2 (11.1%) | 6 (33.3%) | 2 (11.1%) | 4 (22.2%) | 3 (16.7%) | 0 (0.0%) | 1 (5.6%) | 18 |
| 統合生物学 | 1 (25.0%) | 1 (25.0%) | 1 (25.0%) | 0 (0.0%) | 0 (0.0%) | 0 (0.0%) | 1 (25.0%) | 4 |
| 農学 | 10 (17.2%) | 18 (31.0%) | 10 (17.2%) | 6 (10.3%) | 11 (19.0%) | 1 (1.7%) | 2 (3.4%) | 58 |
| 食料科学 | 2 (100.0%) | 0 (0.0%) | 0 (0.0%) | 0 (0.0%) | 0 (0.0%) | 0 (0.0%) | 0 (0.0%) | 2 |
| 基礎医学 | 3 (21.4%) | 5 (35.7%) | 2 (14.3%) | 0 (0.0%) | 1 (7.1%) | 0 (0.0%) | 3 (21.4%) | 14 |
| 臨床医学 | 9 (33.3%) | 7 (25.9%) | 3 (11.1%) | 2 (7.4%) | 3 (11.1%) | 0 (0.0%) | 3 (11.1%) | 27 |
| 健康・生活科学 | 5 (17.9%) | 5 (17.9%) | 5 (17.9%) | 2 (7.1%) | 4 (14.3%) | 0 (0.0%) | 7 (25.0%) | 28 |
| 歯学 | 1 (5.9%) | 2 (11.8%) | 5 (29.4%) | 2 (11.8%) | 2 (11.8%) | 1 (5.9%) | 4 (23.5%) | 17 |
| 環境学 | 1 (7.1%) | 4 (28.6%) | 1 (7.1%) | 2 (14.3%) | 5 (35.7%) | 0 (0.0%) | 1 (7.1%) | 14 |
| 数理科学 | 0 (0.0%) | 0 (0.0%) | 0 (0.0%) | 0 (0.0%) | 0 (0.0%) | 0 (0.0%) | 2 (100.0%) | 2 |
| 物理学 | 3 (11.1%) | 9 (33.3%) | 5 (18.5%) | 3 (11.1%) | 3 (11.1%) | 2 (7.4%) | 2 (7.4%) | 27 |
| 地球惑星科学 | 14 (41.2%) | 8 (23.5%) | 3 (8.8%) | 0 (0.0%) | 4 (11.8%) | 1 (2.9%) | 4 (11.8%) | 34 |
| 情報学 | 0 (0.0%) | 1 (25.0%) | 2 (50.0%) | 0 (0.0%) | 1 (25.0%) | 0 (0.0%) | 0 (0.0%) | 4 |
| 化学 | 1 (8.3%) | 4 (33.3%) | 5 (41.7%) | 1 (8.3%) | 1 (8.3%) | 0 (0.0%) | 0 (0.0%) | 12 |
| 総合工学 | 0 (0.0%) | 3 (37.5%) | 1 (12.5%) | 0 (0.0%) | 1 (12.5%) | 0 (0.0%) | 3 (37.5%) | 8 |
| 機械工学 | 5 (25.0%) | 7 (35.0%) | 4 (20.0%) | 2 (10.0%) | 0 (0.0%) | 0 (0.0%) | 2 (10.0%) | 20 |
| 電気電子工学 | 0 (0.0%) | 0 (0.0%) | 0 (0.0%) | 0 (0.0%) | 0 (0.0%) | 0 (0.0%) | 1 (100.0%) | 1 |
| 土木工学・建築学 | 13 (23.2%) | 9 (16.1%) | 15 (26.8%) | 3 (5.4%) | 9 (16.1%) | 0 (0.0%) | 7 (12.5%) | 56 |
| 材料工学 | 0 (0.0%) | 2 (100.0%) | 0 (0.0%) | 0 (0.0%) | 0 (0.0%) | 0 (0.0%) | 0 (0.0%) | 2 |
| 複合領域 | 31 (18.8%) | 45 (27.3%) | 28 (17.0%) | 8 (4.8%) | 37 (22.4%) | 2 (1.2%) | 14 (8.5%) | 165 |
| 無回答 | 2 (11.8%) | 4 (23.5%) | 4 (23.5%) | 3 (17.6%) | 2 (11.8%) | 0 (0.0%) | 2 (11.8%) | 17 |
| 合計 | 122 (18.9%) | 159 (24.7%) | 121 (18.8%) | 50 (7.8%) | 113 (17.5%) | 8 (1.2%) | 71 (11.0%) | 644 |



F. 成果についての国際的な評価を十分に受けた

| | | | | | | |
|------|--------------|-----------|----------------|--------|-------|---------|
| そう思う | どちらかといえばそう思う | どちらともいえない | どちらかといえばそう思わない | そう思わない | わからない | あてはまらない |
| ● 1 | ● 2 | ● 3 | ● 4 | ● 5 | ● 6 | ● 8 |

<単純集計>

| 回答 | 度数 | % |
|----------------|-----|-------|
| そう思う | 80 | 10.9 |
| どちらかといえばそう思う | 134 | 18.3 |
| どちらともいえない | 132 | 18.0 |
| どちらかといえばそう思わない | 49 | 6.7 |
| そう思わない | 127 | 17.3 |
| わからない | 44 | 6.0 |
| あてはまらない | 82 | 11.2 |
| 無回答 | 84 | 11.5 |
| 合計 | 732 | 100.0 |

＜専門分野とのクロス集計＞

| 専門分野 | F.成果についての国際的な評価を十分に受けた | | | | | | | 合計 |
|----------|------------------------|------------------|---------------|------------------------|-------------|-----------|-------------|-----|
| | そう思う | どちらかとい えばそう思う | どちらともい えない | どちらかとい えばそう思わ ない | そう思わない | わからない | あてはまらな い | |
| 言語・文学 | 0 (0.0%) | 0 (0.0%) | 1 (16.7%) | 2 (33.3%) | 2 (33.3%) | 0 (0.0%) | 1 (16.7%) | 6 |
| 哲学 | 1 (16.7%) | 1 (16.7%) | 1 (16.7%) | 0 (0.0%) | 2 (33.3%) | 0 (0.0%) | 1 (16.7%) | 6 |
| 心理学・教育学 | 1 (5.6%) | 1 (5.6%) | 2 (11.1%) | 3 (16.7%) | 5 (27.8%) | 3 (16.7%) | 3 (16.7%) | 18 |
| 社会学 | 3 (7.9%) | 5 (13.2%) | 10 (26.3%) | 4 (10.5%) | 11 (28.9%) | 2 (5.3%) | 3 (7.9%) | 38 |
| 史学 | 0 (0.0%) | 1 (14.3%) | 2 (28.6%) | 0 (0.0%) | 2 (28.6%) | 2 (28.6%) | 0 (0.0%) | 7 |
| 地域研究 | 3 (18.8%) | 4 (25.0%) | 3 (18.8%) | 1 (6.3%) | 3 (18.8%) | 1 (6.3%) | 1 (6.3%) | 16 |
| 法学 | 0 (0.0%) | 0 (0.0%) | 0 (0.0%) | 0 (0.0%) | 1 (50.0%) | 0 (0.0%) | 1 (50.0%) | 2 |
| 政治学 | 1 (20.0%) | 0 (0.0%) | 1 (20.0%) | 0 (0.0%) | 2 (40.0%) | 1 (20.0%) | 0 (0.0%) | 5 |
| 経済学 | 1 (7.1%) | 2 (14.3%) | 3 (21.4%) | 0 (0.0%) | 3 (21.4%) | 1 (7.1%) | 4 (28.6%) | 14 |
| 経営学 | 0 (0.0%) | 0 (0.0%) | 1 (20.0%) | 1 (20.0%) | 2 (40.0%) | 1 (20.0%) | 0 (0.0%) | 5 |
| 基礎生物学 | 2 (11.1%) | 3 (16.7%) | 1 (5.6%) | 5 (27.8%) | 3 (16.7%) | 3 (16.7%) | 1 (5.6%) | 18 |
| 統合生物学 | 1 (25.0%) | 0 (0.0%) | 2 (50.0%) | 0 (0.0%) | 0 (0.0%) | 0 (0.0%) | 1 (25.0%) | 4 |
| 農学 | 6 (10.5%) | 16 (28.1%) | 11 (19.3%) | 4 (7.0%) | 12 (21.1%) | 5 (8.8%) | 3 (5.3%) | 57 |
| 食料科学 | 1 (50.0%) | 1 (50.0%) | 0 (0.0%) | 0 (0.0%) | 0 (0.0%) | 0 (0.0%) | 0 (0.0%) | 2 |
| 基礎医学 | 2 (14.3%) | 3 (21.4%) | 3 (21.4%) | 1 (7.1%) | 1 (7.1%) | 0 (0.0%) | 4 (28.6%) | 14 |
| 臨床医学 | 4 (14.8%) | 8 (29.6%) | 3 (11.1%) | 1 (3.7%) | 5 (18.5%) | 2 (7.4%) | 4 (14.8%) | 27 |
| 健康・生活科学 | 1 (3.6%) | 5 (17.9%) | 6 (21.4%) | 3 (10.7%) | 4 (14.3%) | 1 (3.6%) | 8 (28.6%) | 28 |
| 歯学 | 1 (5.9%) | 1 (5.9%) | 4 (23.5%) | 3 (17.6%) | 2 (11.8%) | 2 (11.8%) | 4 (23.5%) | 17 |
| 環境学 | 3 (20.0%) | 3 (20.0%) | 1 (6.7%) | 2 (13.3%) | 5 (33.3%) | 0 (0.0%) | 1 (6.7%) | 15 |
| 数理科学 | 0 (0.0%) | 0 (0.0%) | 0 (0.0%) | 0 (0.0%) | 0 (0.0%) | 0 (0.0%) | 2 (100.0%) | 2 |
| 物理学 | 4 (14.8%) | 6 (22.2%) | 9 (33.3%) | 0 (0.0%) | 3 (11.1%) | 2 (7.4%) | 3 (11.1%) | 27 |
| 地球惑星科学 | 13 (39.4%) | 5 (15.2%) | 4 (12.1%) | 0 (0.0%) | 5 (15.2%) | 3 (9.1%) | 3 (9.1%) | 33 |
| 情報学 | 0 (0.0%) | 0 (0.0%) | 2 (50.0%) | 1 (25.0%) | 1 (25.0%) | 0 (0.0%) | 0 (0.0%) | 4 |
| 化学 | 1 (9.1%) | 2 (18.2%) | 4 (36.4%) | 0 (0.0%) | 1 (9.1%) | 1 (9.1%) | 2 (18.2%) | 11 |
| 総合工学 | 0 (0.0%) | 2 (25.0%) | 2 (25.0%) | 0 (0.0%) | 1 (12.5%) | 0 (0.0%) | 3 (37.5%) | 8 |
| 機械工学 | 3 (15.0%) | 6 (30.0%) | 5 (25.0%) | 0 (0.0%) | 2 (10.0%) | 2 (10.0%) | 2 (10.0%) | 20 |
| 電気電子工学 | 0 (0.0%) | 0 (0.0%) | 0 (0.0%) | 0 (0.0%) | 0 (0.0%) | 0 (0.0%) | 1 (100.0%) | 1 |
| 土木工学・建築学 | 8 (14.0%) | 12 (21.1%) | 13 (22.8%) | 4 (7.0%) | 10 (17.5%) | 2 (3.5%) | 8 (14.0%) | 57 |
| 材料工学 | 0 (0.0%) | 1 (50.0%) | 1 (50.0%) | 0 (0.0%) | 0 (0.0%) | 0 (0.0%) | 0 (0.0%) | 2 |
| 複合領域 | 20 (12.0%) | 41 (24.6%) | 33 (19.8%) | 10 (6.0%) | 38 (22.8%) | 10 (6.0%) | 15 (9.0%) | 167 |
| 無回答 | 0 (0.0%) | 5 (29.4%) | 4 (23.5%) | 4 (23.5%) | 1 (5.9%) | 0 (0.0%) | 3 (17.6%) | 17 |
| 合計 | 80 (12.3%) | 134 (20.7%) | 132 (20.4%) | 49 (7.6%) | 127 (19.6%) | 44 (6.8%) | 82 (12.7%) | 648 |

